



The perfect duo of flush- & wall-mounted consumer units

Consumer unit UK600 now also available as
wall-mounted version AK600



- Save installation time
- Extensive portfolio, including consumer units and media enclosures, available in up to 5 rows
- Reduced stockkeeping thanks to common doors and accessories of UK600 & AK600

Table of contents

Introduction

The success story is being continued	2
FlexLine®	4
AK600/UK600 - Portfolio overview	6

Order information

AK600	18
UK600	22
Accessories & spare parts	32
AK600 Media	42
UK600 Media	46
UK600 Combi	48
Accessories & spare parts Media	50

Technical specifications

AK600 and UK600	54
-----------------	----

The success story is being continued

UK600 consumer unit now also available as wall-mounted version AK600

The UK600 flush-mounted consumer unit has written an unparalleled success story in flush-mounted installation since its introduction. With its unique flexibility and ease of installation, it has set standards in electrical installation. Not surprisingly, numerous customers have also requested a variant of the UK600 for wall-mounting. The AK600 wall-mounted consumer unit now meets this demand in a sophisticated way.

Wall-mounted consumer unit

AK600



- Up to 130 % extended wiring space
- Available with up to 5 rows
- Wall-mounted consumer unit with classic design
- Same accessories like UK600
- WiFi doors with plastic inserts



Welcome to the family!

The new AK600 and the established UK600 are the perfect duo for modern wall and flush mounting, combining all valued features.

Not only do they offer a high level of flexibility, but both versions can be mounted with the same accessories, which significantly simplifies stock-keeping.

While the UK600 was already one of a kind in terms of installation speed, both are now setting new standards in this area as well: With FlexLine®, the new range of DIN rail devices, and the revised N/PE Quick plug-in terminal blocks, wiring is now even faster for the UK600 and AK600.

Installation has never been quicker and easier with the new range of DIN-rail devices, FlexLine®, redefining ease of installation thanks to push-in technology, flex terminals and slim design.



Flush-mounted consumer unit

UK600



- Up to 200% extended wiring space
- Surface-mounting frame for partially recessed assembly
- Project phase packaging
- Same accessories like AK600
- WiFi doors with plastic inserts

FlexLine®

Simply fits.

FlexLine® introduces a new level of speed and flexibility of electrical installation and marks ABB's next milestone of a century of continuous development. With its push-in-technology, FlexLine® cuts installation time in half and allows convenient cable entry from the front. The one-size-fits-all approach of its flex terminals sets new standards of flexibility and space-saving.

DIN-rail devices

FlexLine®

Miniature Circuit Breaker (MCB)
SX201 / SX203 / SNX201 / SNX203


Residual Current Circuit Breaker (RCCB)
FX202 / FX204

Arc Fault Detection Device (AFDD)
SX ARC1

FlexLine Busbar
PSX


**Residual Current Circuit Breaker with
Overcurrent Detection (RCBO)**
DSX301C / DSX203NC

Consumer Unit
UK600 / AK600







Speed up installation thanks to our push-in technology.



Stay flexible with our flex terminals.



Save space through slim design.



Enjoy convenient installation from the front.

The complete portfolio

3 variants, 5 sizes




















UK600 and AK600 set no limits to your wishes and ideas - whether it's the flush- or wall-mounted version, the extensive product portfolio for professional electrical installation covers all requirements.

The flush-mounted version UK600 is available in 3 variants: consumer unit, media enclosure and combi enclosure. The new wall-mounted AK600 is available as consumer unit and media enclosure. They can also be combined by horizontal or vertical connections of two housings.

In addition, both versions come with a wide range of doors, making the UK600 and AK600 suitable for all conceivable installation requirements.

AK600 and UK600
provide flexible options for
installers and planners alike




Article	1 row	2 rows	3 rows	4 rows	5 rows
Wall-mounted consumer units AK600					
Consumer unit Standard version without door					
Space Units (SU)	12 SU	24 SU	36 SU	48 SU	60 SU
Media enclosure without door					
Flush-mounted consumer unit UK600					
Consumer unit with trim frame and door					
Space Units (SU)	12 SU	24 SU	36 SU	48 SU	60 SU
Media enclosure with trim frame and ventilated door, also available with WiFi door					
Combi enclosure with trim frame and ventilated door, also available with WiFi door					
Space Units (SU)				24 SU	36 SU

Highlights

Simple and well-established

There are many common features to the AK600 and the UK600. One of them stands out in particular: the wiring space which is one of the largest on the market. This considerably facilitates the installation of equipment and makes work more efficient. It is the sum of all features that make these two enclosures the perfect solution for all types of installation requirements for flush and wall mounting.

AK600



01



02



03



04



05



06

01
Extensive wiring space


02
Available in up to 5 rows

03
Unified interior and
common accessories

04
6- or 12-fold patch panels with knock-outs
for keystone and EDAT modules

05
Integrated option to fasten
wires using cable ties

06
Identical doors for flush- and
wall-mounted enclosures





UK600



07

07
Rubber device holder,
tool-free assembly



08

08
3-gang snap-in socket,
120° rotatable



09

09
Horizontal or vertical
connection of multiple enclosures



10

10
Wire holder for innovative cable management,
can also be mounted on perforated mounting plate



11

11
Robust DIN rails can be detached
individually or as device support



12

12
High flexibility thanks to laterally
assembled N/PE terminals

Consumer units

Smart in every detail

Our consumer units of the AK600 series for wall-mounting and the UK600 series for flush-mounting are the perfect duo. Both offer an enormously large wiring space, which enables simple and efficient installation of the devices.

Further well thought-out details help you get your job done quicker. With the detachable device support, you can flexibly assemble the enclosure as required. And the cable inlet with integrated terminal fixture, wire holders for cable organization and the terminals that can be mounted to the top, bottom or side, stand for the high flexibility of this enclosure series.

Wall-mounted- Consumer unit

AK600



Up to 130 % extended connection space


Terminals can be mounted to the side, space-saving and flexible

Perforations for horizontal or vertical combinations

Available in up to 5 rows

Sealable quick screws

Integrated option to fasten wires using cable ties



Wire holder for cable entry

Robust DIN-rails, removable individually

TIP-in-closure, possibility to insert a closure with lock

Tool-free reversible opening left /right

Door also available as ventilated or WiFi version

01



02



01 The extended wiring space facilitates the whole installation process.

02 The terminals, which are available in various sizes, can be easily mounted at the top, bottom or side of the enclosures.

Flush-mounted-
consumer unit

UK600



Up to 200 % extended wiring space

Connection set for horizontal and vertical coupling

Terminals can be mounted to the side, space-saving and flexible

Enclosure for flush- and hollow-wall-mounting

Flat trim frame, adjustable to uneven surfaces

Cable inlet with integrated terminal fixture, at the top and bottom

Wire holder for internal cable management


Removable devices support

Available in up to 5 rows

TIP-in-closure, possibility to insert a closure with lock

Tool-free reversible opening left /right

Door and frame available in different design variants



Media enclosure

Communication technology at a glance

Routers, media modules or smart building automation systems - more and more media and communication devices are seeking a place in residential and commercial applications. AK600 and UK600 media enclosures provide a safe place for these devices.

Thanks to modular perforated mounting plates, you can install these devices quickly and easily, while the integrated, rotating 3-way socket ensures a reliable power supply.

Wall-mounted
media enclosure

AK600



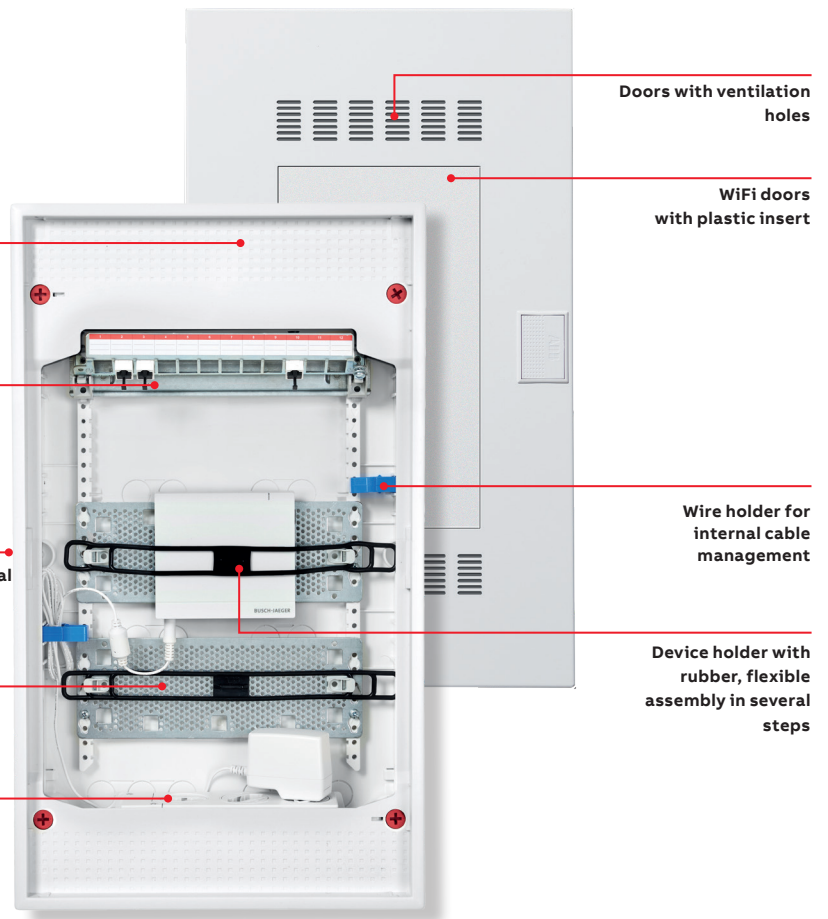
Integrated cable fastening

12-fold patch panels with knock-outs for keystone and EDAT modules

Perforations for horizontal or vertical combinations

Removable modular perforated sheet steel mounting plate

3-gang snap-in socket, 120° rotatable



Doors with ventilation holes

WiFi doors with plastic insert

Wire holder for internal cable management

Device holder with rubber, flexible assembly in several steps

MEDIA ENCLOSURE DETAILS

01 The rotatable 3-gang socket simplifies the connection of different power supply units.



Flush-mounted
media enclosure

UK600




Integrated cable
fastening

6- or 12-fold patch
panels with knock-outs
for keystone modules

Connection set for
horizontal and vertical
connection

Removable modular
perforated sheet steel
mounting plate

3-gang snap-in socket,
120° rotatable



Doors with ventilation
holes

WiFi doors
with plastic insert

Wire holder for internal
cable management

Device holder with
rubber, flexible
assembly in several
steps

Combi enclosure

A clever connection

With this innovative combi enclosure, we combine the functions of a consumer unit with the ones of a media enclosure. A flexible partition is used to separate the media and consumer unit part from each other. To do so, you may for both parts rely on the innovative assembly details of the UK600.



—
01



—
02

01 The sockets required for the media devices may very easily be integrated into the **partition**.

02 The **combi enclosure** is available as 24 space units or as 36 space units version. The media space of the combi enclosure is correspondingly larger or smaller.



- Up to 200 % extended wiring space
- Available in up to 5 rows
- Quick-action screw sealable
- Enclosure suitable for flush and hollow-wall-mounting
- Wall-mounting frame for partially recessed assembly

Flush-mounted
combi enclosure

UK600

Up to 200 % extended
connection space

Combination of 3-row
consumer unit and
additional multimedia
module available

Connection set for
horizontal and vertical
connection

Sockets may be
integrated into partition,
90° swiveling

Removable modular
perforated sheet steel
mounting plates

Doors with ventilation
holes

WiFi doors with
plastic insert


Cable inlet with
integrated terminal
fixture, at the top
and bottom

Wire holder for
internal cable
management

Flat trim frame,
adjustable to
uneven surfaces

Tool-free reversible
opening left /right

Partition for the
separation of
voltage levels







Order information and technical specifications

On the following pages you will find all the necessary details and ordering information for our consumer units and media enclosures AK600 and UK600.

Consumer units AK600

With N/PE quick terminals

Wall-mounted consumer units – AK600, IP30/IP40 with door

I_n up to 63 A

Consumer units DIN EN 60670-24, DIN 43871

For building installation according to DIN 18015

Mechanical impact strength: IK07

Available in 1 up to 5 row versions as wall-mounted consumer units

Wall box:

- non-warp, break-proof, non-flammable, low-halogen plastic
- with cable strain relief comb
- with detachable DIN rails
- combinable

Reversible door opening (tool-free)

Perforations for horizontal and vertical connection

With N/PE quick terminals

Wire holder for professional cable organization

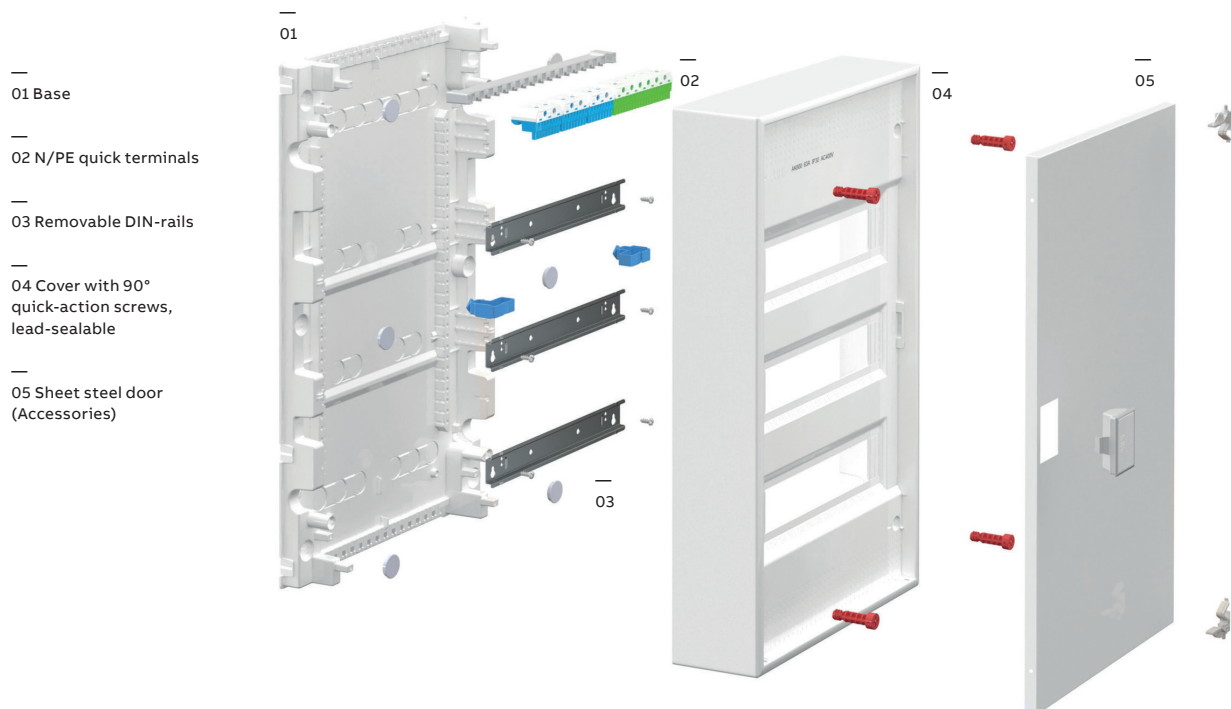
Cover with quick-action screws, lead-sealable

45 mm slots for 12 devices, expandable to 14

Labelling system


Trim frame and sheet steel door, adjustable for uneven surface

Colour: White, RAL 9016



Consumer units AK600

With N/PE quick terminals

Article		H x W x D (mm)	SU	Type	Order code
 AK612N2	Wall-mounted consumer unit, 1 row				
	External dimensions With N/PE quick terminals: ZK51B, ZK82B, ZK113G	328 x 339 x 98	12 (13)	AK612N2	2CPX032563R9999
 AK624N3	Wall-mounted consumer unit, 2 rows				
	External dimensions With N/PE quick terminals: ZK51B, 2 x ZK82B, ZK144G	453 x 339 x 98	24 (28)	AK624N3	2CPX032564R9999
 AK636N3	Wall-mounted consumer unit, 3 rows				
	External dimensions With N/PE quick terminals: 3 x ZK82B, ZK206G	578 x 339 x 98	36 (41)	AK636N3	2CPX032565R9999
 AK648N4	Wall-mounted consumer unit, 4 rows				
	External dimensions With N/PE quick terminals: 4 x ZK82B, ZK237G	703 x 339 x 98	48 (56)	AK648N4	2CPX032566R9999
 AK660N4	Wall-mounted consumer unit, 5 rows				
	External dimensions With N/PE quick terminals: ZK113B, 3 x ZK82B, ZK268G	828 x 339 x 98	60 (69)	AK660N4	2CPX032567R9999

> For N/PE quick terminals refer to page 38

> Technical specifications of AK600 from page 54

Consumer units AK600

With N/PE screw terminals

Wall-mounted consumer units – AK600, IP30/IP40 with door

I_n up to 63 A

Consumer units DIN EN 60670-24, DIN 43871

For building installation according to DIN 18015

Mechanical impact strength: IK07

Available in 1 up to 5 row versions as wall-mounted consumer units

Wall box:

- non-warp, break-proof, non-flammable, low-halogen plastic
- with cable strain relief comb
- with detachable DIN rails
- combinable

Reversible door opening (tool-free)

Perforations for horizontal and vertical connection

With N/PE screw terminals

Wire holder for professional cable organization

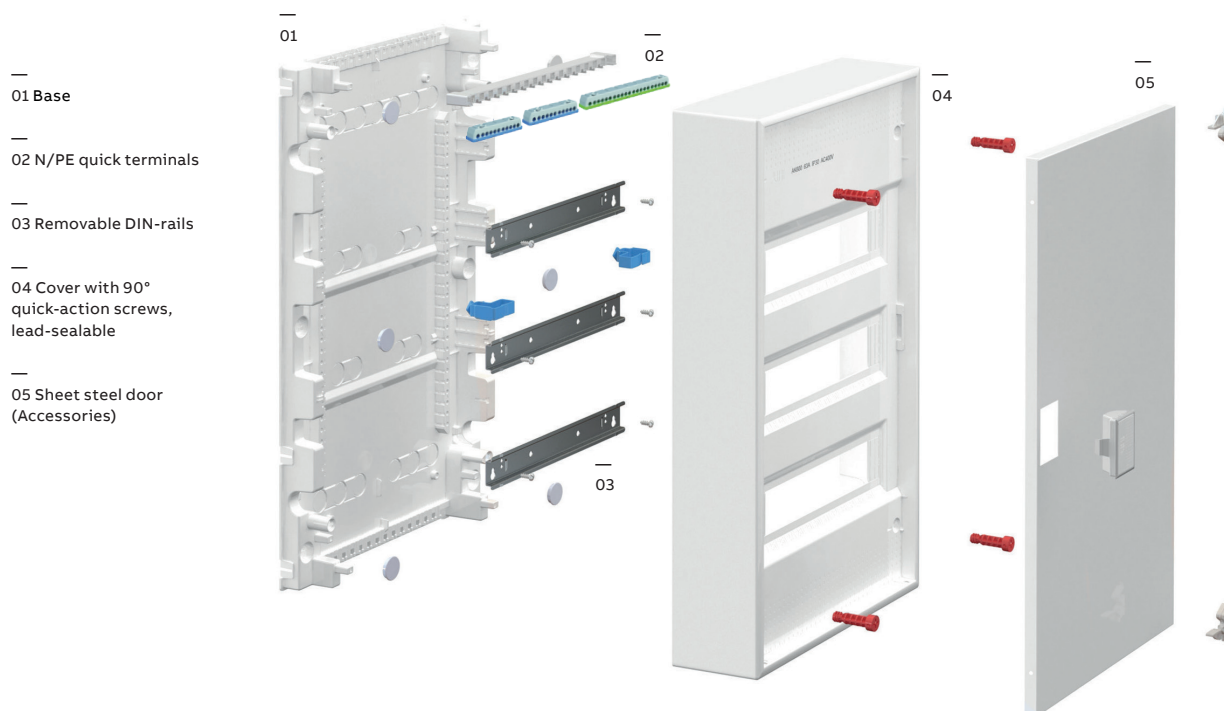
Cover with 90° quick-action screws, lead-sealable

45 mm slots for 12 devices, expandable to 14

Labelling system



Trim frame and sheet steel door, adjustable for uneven surface

Colour: White, RAL 9016



Consumer units AK600

with N/PE screw terminals

Article		H x W x D (mm)	SU	Type	Order code
 AK612E2	Wall-mounted consumer unit, 1 row				
	External dimensions With N/PE screw terminals ZK507, ZKS11B, ZKS11G	328 x 339 x 98	12 (13)	AK612E2	2CPX032568R9999
 AK624E2	Wall-mounted consumer unit, 2 rows				
	External dimensions With N/PE screw terminals ZK507, ZKS16B, ZKS21G	453 x 339 x 98	24 (28)	AK624E2	2CPX032569R9999
 AK636E3	Wall-mounted consumer unit, 3 rows				
	External dimensions With N/PE screw terminals: ZK507, 2 x ZKS11B, ZKS26G	578 x 339 x 98	36 (41)	AK636E3	2CPX032570R9999
 AK648E3	Wall-mounted consumer unit, 4 rows				
	External dimensions With N/PE screw terminals ZK507, ZKS11B, ZKS16B, ZKS26G	703 x 339 x 98	48 (56)	AK648E3	2CPX032571R9999
 AK660E3	Wall-mounted consumer unit, 5 rows				
	External dimensions With N/PE screw terminals ZK507, 2 x ZKS16B, ZKS11G, ZKS26G	828 x 339 x 98	60 (69)	AK660E3	2CPX032572R9999

> For N/PE screw terminals, please refer to page 40

> Technical specifications of AK600 from page 54

Consumer units UK600 with trim frame and door

With N/PE quick-terminals

Flush-mounted consumer units – UK600, IP30

I_n up to 63 A

Consumer units DIN EN 60670-24, DIN 43871

For building installation according to DIN 18015

Mechanical impact strength: IK07

Available in 1 up to 5 row versions as flush-mounted consumer units

Can be upgraded for surface-mounting or partially recessed mounting

Upgradeable for hollow-wall-mounting using UZ91P4

Wall box:

- non-warp, break-proof, non-flammable, low-halogen plastic
- with cable strain relief comb
- with detachable cable inlets
- combinable

Wall grips

Reversible opening (tool-free)

Communication channel for horizontal and vertical connection

Device support with removable DIN rail

With N/PE quick-terminals

Wire holder for professional cable organization

Cover with 90° quick-action screws, lead-sealable

45 mm slots for 12 devices, expandable to 14

Labelling system

Trim frame and sheet steel door, adjustable for uneven surface

Colour: White, RAL 9016

*in connection with hollow-wall-mounting set UZ91P4


01 N/PE quick-terminals

02 Wall box

03 Device carrier

04 Cover

05 Trim frame with
sheet steel door



Consumer units UK600 with trim frame and door

With N/PE quick-terminals

Article		H x W x D (mm)	SU	Type	Ord.No.
 UK612N2	Flush-mounted consumer units, 1-row				
	Niche dimensions for flush-mounting Wall cut out dimensions for hollow-wallmounting With N/PE quick-terminals: ZK51B, ZK82B, ZK113G	355 x 367 x 95 328 x 340 x 88	12 (13)	UK612N2	2CPX031369R9999
 UK624N3	Flush-mounted consumer units, 2-row				
	Niche dimensions for flush-mounting Wall cut out dimensions for hollow-wallmounting With N/PE quick-terminals: ZK51B, 2 x ZK82B, ZK144G	480 x 367 x 95 453 x 340 x 88	24 (28)	UK624N3	2CPX031370R9999
 UK636N3	Flush-mounted consumer units, 3-row				
	Niche dimensions for flush-mounting Wall cut out dimensions for hollow-wallmounting With N/PE quick-terminals: ZK51B, 2 x ZK113B, ZK206G	605 x 367 x 95 578 x 340 x 88	36 (41)	UK636N3	2CPX031371R9999
 UK648N3	Flush-mounted consumer units, 4-row				
	Niche dimensions for flush-mounting Wall cut out dimensions for hollow-wallmounting With N/PE quick-terminals: 2 x ZK82B, ZK144B, ZK237G	730 x 367 x 95 703 x 340 x 88	48 (56)	UK648N3	2CPX031372R9999
 UK660N4	Flush-mounted consumer units, 5-row				
	Niche dimensions for flush-mounting Wall cut out dimensions for hollow-wallmounting With N/PE quick-terminals: ZK51B, 2 x ZK82B, ZK144B, ZK268G	855 x 367 x 95 828 x 340 x 88	60 (70)	UK660N4	2CPX031373R9999

> N/PE quick-terminals, see page 38

> Technical specifications and dimensions see page 56

Consumer units UK600 with trim frame and door

With N/PE screw terminals

Flush-mounted consumer units – UK600, IP30,

I_n up to 63 A

Consumer units DIN EN 60670-24, DIN 43871

For building installation according to DIN 18015

Mechanical impact strength: IK07

Available in 1 up to 5 row versions as flush-mounted consumer units

Can be upgraded for surface-mounting or partially recessed mounting

Upgradeable for hollow-wall-mounting using UZ91P4

Wall box:

- non-warp, break-proof, non-flammable, low-halogen plastic
- with cable strain relief comb
- with detachable cable inlets
- combinable

Wall grips

Reversible opening (tool-free)

Communication channel for horizontal and vertical connection

Device support with removable DIN rail

With N/PE screw terminals

Wire holder for professional cable organization

Cover with 90° quick-action screws, lead-sealable

45 mm slots for 12 devices, expandable to 14

Labelling system

Trim frame and sheet steel door, adjustable for uneven surface

Colour: White, RAL 9016

*in connection with hollow-wall-mounting set UZ91P4

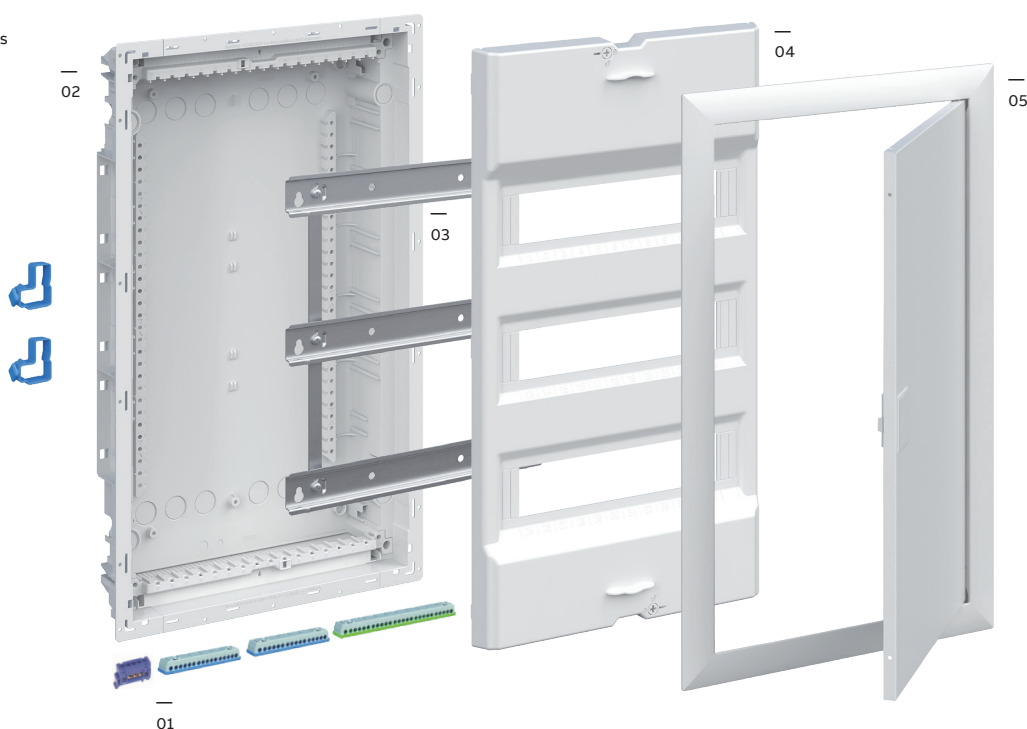
01 N/PE Screw terminals

02 Wall box

03 Device carrier










04 Cover

05 Trim frame with
sheet steel door



Consumer units UK600 with trim frame and door

With N/PE screw terminals

Article		H x W x D (mm)	SU	Type	Ord.No.
  UK612E3	Flush-mounted consumer units, 1-row				
	Niche dimensions for flush-mounting Wall cut out dimensions for hollow-wallmounting With N/PE screw terminals: ZK507, ZKS6B, ZKS16G	355 x 367 x 95 328 x 340 x 88	12 (13)	UK612E2	2CPX077840R9999
  UK624E3	Flush-mounted consumer units, 2-row				
	Niche dimensions for flush-mounting Wall cut out dimensions for hollow-wallmounting With N/PE screw terminals: ZK507, ZKS16B, ZKS21G	480 x 367 x 95 453 x 340 x 88	24 (28)	UK624E3	2CPX077841R9999
  UK636E3	Flush-mounted consumer units, 3-row				
	Niche dimensions for flush-mounting Wall cut out dimensions for hollow-wallmounting With N/PE screw terminals: ZK507, 2 x ZKS11B, ZKS26G	605 x 367 x 95 578 x 340 x 88	36 (41)	UK636E3	2CPX077842R9999
  UK648E3	Flush-mounted consumer units, 4-row				
	Niche dimensions for flush-mounting Wall cut out dimensions for hollow-wallmounting With N/PE screw terminals: ZK507, ZKS11B, ZKS16B, ZKS26G	730 x 367 x 95 703 x 340 x 88	48 (56)	UK648E3	2CPX077843R9999
  UK660E3	Flush-mounted consumer units, 5-row				
	Niche dimensions for flush-mounting Wall cut out dimensions for hollow-wallmounting With N/PE screw terminals: ZK507, 2 x ZKS16B, ZKS11G, ZKS21G	855 x 367 x 95 828 x 340 x 88	60 (70)	UK660E3	2CPX077844R9999

> N/PE screw terminals, see page 40

> Technical specifications and dimensions see page 56

Consumer units UK600 with trim frame and door

Without terminals

Flush-mounted consumer units – UK600, IP30,

I_n up to 63 A

Consumer units DIN EN 60670-24, DIN 43871

For building installation according to DIN 18015

Mechanical impact strength: IK07

Available in 1 up to 5 row versions as flush-mounted consumer units

Can be upgraded for surface-mounting or partially recessed mounting

Upgradeable for hollow-wall-mounting using UZ91P4

Wall box:

- non-warp, break-proof, non-flammable, low-halogen plastic
- with cable strain relief comb
- with detachable cable inlets
- combinable

Wall grips

Reversible opening (tool-free)

Communication channel for horizontal and vertical connection

Device support with removable DIN rail

Without terminals

Wire holder for professional cable organization

Cover with 90° quick-action screws, lead-sealable

45 mm slots for 12 devices, expandable to 14

Labelling system

Trim frame and sheet steel door, adjustable for uneven surface

Colour: White, RAL 9016

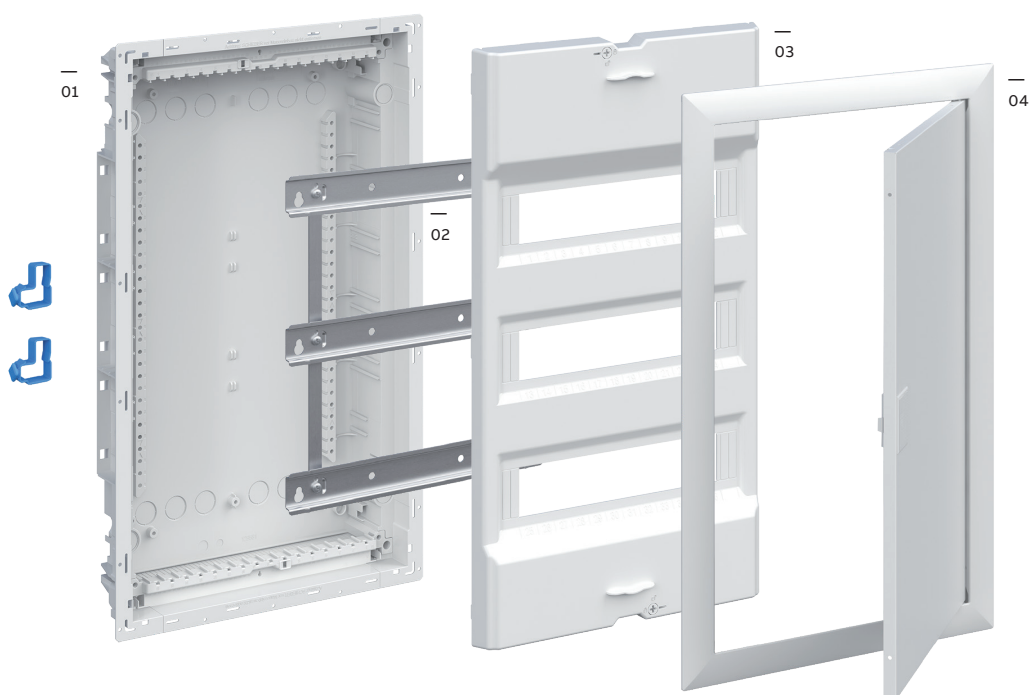
*in connection with hollow-wall-mounting set UZ91P4

01 Wall box

02 Device carrier






03 Cover

04 Trim frame with
sheet steel door



Consumer units UK600 with trim frame and door

Without terminals

Article		H x W x D (mm)	SU	Type	Ord.No.
 UK612K	Flush-mounted consumer units, 1-row				
	Niche dimensions for flush-mounting	355 x 367 x 95	12	UK612K	2CPX031379R9999
	Wall cut out dimensions for hollow-wallmounting	328 x 340 x 88	(13)		
 UK624K	Flush-mounted consumer units, 2-row				
	Niche dimensions for flush-mounting	480 x 367 x 95	24	UK624K	2CPX031380R9999
	Wall cut out dimensions for hollow-wallmounting	453 x 340 x 88	(28)		
 UK636K	Flush-mounted consumer units, 3-row				
	Niche dimensions for flush-mounting	605 x 367 x 95	36	UK636K	2CPX031381R9999
	Wall cut out dimensions for hollow-wallmounting	578 x 340 x 88	(41)		
 UK648K	Flush-mounted consumer units, 4-row				
	Niche dimensions for flush-mounting	730 x 367 x 95	48	UK648K	2CPX031382R9999
	Wall cut out dimensions for hollow-wallmounting	703 x 340 x 88	(56)		
 UK660K	Flush-mounted consumer units, 5-row				
	Niche dimensions for flush-mounting	855 x 367 x 95	60	UK660K	2CPX031383R9999
	Wall cut out dimensions for hollow-wallmounting	828 x 340 x 88	(70)		

> Technical specifications and dimensions see page 56

Consumer units UK600 without trim frame and door

With N/PE quick-terminals

Flush-mounted consumer units – UK600, IP30

I_n up to 63 A

Consumer units DIN EN 60670-24, DIN 43871

For building installation according to DIN 18015

Mechanical impact strength: IK07

Available in 1 up to 5 row versions as flush-mounted consumer units

Can be upgraded for surface-mounting or partially recessed mounting

Upgradeable for hollow-wall-mounting using UZ91P4

Wall box:

- non-warp, break-proof, non-flammable, low-halogen plastic
- with cable strain relief comb
- with detachable cable inlets
- combinable

Wall grips

Reversible opening (tool-free)

Communication channel for horizontal and vertical connection

Device support with removable DIN rail

With N/PE quick-terminals

Wire holder for professional cable organization

Cover with 90° quick-action screws, lead-sealable

45 mm slots for 12 devices, expandable to 14


Labelling system

Trim frame and sheet steel door, adjustable for uneven surface

Colour: White, RAL 9016






*in connection with hollow-wall-mounting set UZ91P4

- 01 N/PE quick-terminals
- 02 Wall box
- 03 Device carrier
- 04 Cover



Consumer units UK600 without trim frame and door

With N/PE quick-terminals

Article		H x W x D (mm)	SU	Type	Ord.No.
 UK612NB	Flush-mounted consumer units, 1-row				
	Niche dimensions for flush-mounting Wall cut out dimensions for hollow-wallmounting With N/PE quick-terminals: ZK51B, ZK82B, ZK113G	355 x 367 x 95 328 x 340 x 88	12 (13)	UK612NB	2CPX031374R9999
 UK624NB	Flush-mounted consumer units, 2-row				
	Niche dimensions for flush-mounting Wall cut out dimensions for hollow-wallmounting With N/PE quick-terminals: ZK51B, 2 x ZK82B, ZK144G	480 x 367 x 95 453 x 340 x 88	24 (28)	UK624NB	2CPX031375R9999
 UK636NB	Flush-mounted consumer units, 3-row				
	Niche dimensions for flush-mounting Wall cut out dimensions for hollow-wallmounting With N/PE quick-terminals: ZK51B, 2 x ZK113B, ZK206G	605 x 367 x 95 578 x 340 x 88	36 (41)	UK636NB	2CPX031376R9999
 UK648NB	Flush-mounted consumer units, 4-row				
	Niche dimensions for flush-mounting Wall cut out dimensions for hollow-wallmounting With N/PE quick-terminals: 2 x ZK82B, ZK144B, ZK237G	730 x 367 x 95 703 x 340 x 88	48 (56)	UK648NB	2CPX031377R9999
 UK660NB	Flush-mounted consumer units, 5-row				
	Niche dimensions for flush-mounting Wall cut out dimensions for hollow-wallmounting With N/PE quick-terminals: ZK51B, 2 x ZK82B, ZK144B, ZK268G	855 x 367 x 95 828 x 340 x 88	60 (70)	UK660NB	2CPX031378R9999

> N/PE quick-terminals, see page 38

> Technical specifications and dimensions see page 56

Consumer units UK600 without trim frame and door

With N/PE screw terminals

Flush-mounted consumer unit – UK600, IP30,

I_n up to 63 A

Consumer units DIN EN 60670-24, DIN 43871

For building installation according to DIN 18015

Mechanical impact strength: IK07

Available in 1 up to 5 row versions as flush-mounted consumer units

Can be upgraded for surface-mounting or partially recessed mounting

Upgradeable for hollow-wall-mounting using UZ91P4

Wall box:

- non-warp, break-proof, non-flammable, low-halogen plastic
- with cable strain relief comb
- with detachable cable inlets
- combinable

Wall grips

Reversible opening (tool-free)

Communication channel for horizontal and vertical connection

Device support with removable DIN rail

With N/PE screw terminals

Wire holder for professional cable organization

Cover with 90° quick-action screws, lead-sealable

45 mm slots for 12 devices, expandable to 14

Labelling system

Trim frame and sheet steel door, adjustable for uneven surface

Colour: White, RAL 9016

*in connection with hollow-wall-mounting set UZ91P4

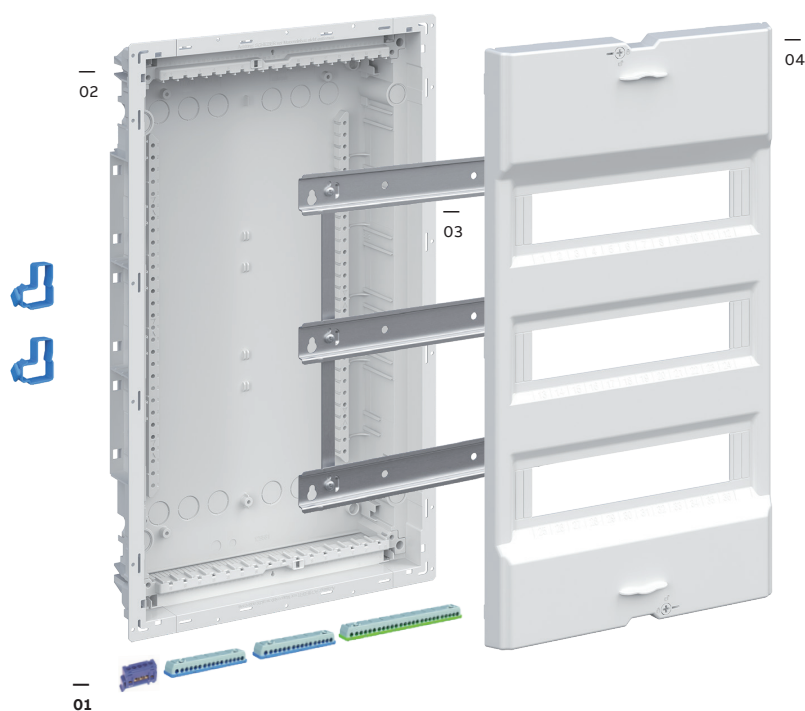
— 01 Screw terminals

— 02 Wall box

— 03 Device carrier






— 04 Cover

— 05 Trim frame with
sheet steel door



Consumer units UK600 without trim frame and door

With N/PE screw terminals











Article		H x W x D (mm)	SU	Type	Ord.No.
 UK612EB	Flush-mounted consumer units, 1-row				
	Niche dimensions for flush-mounting Wall cut out dimensions for hollow-wallmounting With N/PE screw terminals: ZK507, ZKS6B, ZKS16G	355 x 367 x 95 328 x 340 x 88	12 (13)	UK612EB	2CPX077845R9999
 UK624EB	Flush-mounted consumer units, 2-row				
	Niche dimensions for flush-mounting Wall cut out dimensions for hollow-wallmounting With N/PE screw terminals: ZK507, ZKS16B, ZKS21G	480 x 367 x 95 453 x 340 x 88	24 (28)	UK624EB	2CPX077846R9999
 UK636EB	Flush-mounted consumer units, 3-row				
	Niche dimensions for flush-mounting Wall cut out dimensions for hollow-wallmounting With N/PE screw terminals: ZK507, 2 x ZKS11B, ZKS26G	605 x 367 x 95 578 x 340 x 88	36 (41)	UK636EB	2CPX077847R9999
 UK648EB	Flush-mounted consumer units, 4-row				
	Niche dimensions for flush-mounting Wall cut out dimensions for hollow-wallmounting With N/PE screw terminals: ZK507, ZKS11B, ZKS16B, ZKS26G	730 x 367 x 95 703 x 340 x 88	48 (56)	UK648EB	2CPX077848R9999
 UK660EB	Flush-mounted consumer units, 5-row				
	Niche dimensions for flush-mounting Wall cut out dimensions for hollow-wallmounting With N/PE screw terminals: ZK507, 2 x ZKS16B, ZKS11G, ZKS21G	855 x 367 x 95 828 x 340 x 88	60 (70)	UK660EB	2CPX077849R9999

> N/PE screw terminals, see page 40

> Technical specifications and dimensions see page 56

Consumer units










Spare parts and accessories AK600/UK600

Article		AK600	UK600	Stück	Typ	Order code
 UZT5	Labelling system	●	●	1	UZT5	2CPX031429R9999
	Self-adhesive With labelling panels and numbers 1-70 with legend					
 UZG636	DIN rail and DIN rail frames*					
	To be used with AK61../UK61..	●	●	1	UZG612	2CPX031118R9999
	To be used with AK62../UK62..	●	●	1	UZG624	2CPX031119R9999
	To be used with AK63../UK63..	●	●	1	UZG636	2CPX031120R9999
	To be used with AK64../UK64..	●	●	1	UZG648	2CPX031121R9999
	To be used with AK66../UK66..	●	●	1	UZG660	2CPX031122R9999
 ZA3P5	Sealing strip Color: White, RAL 9016	●	●	5	ZA3P5	2CPX062385R9999
 AZB1P4	Quick-action screws AK600, lead-sealable For pieces each for fastening the cover	●	—	4	AZB1P4	2CPX010996R9999
 UZB3	Horizontal partition with integrated terminal carrier and knock-out for two sockets, type ZE224 , and five knock-outs for communication racks	—	●	1	UZB3	2CPX031409R9999
 MZS12H	Horizontal segregation AK600	●	—	1	AZB2	2CPX010997R9999
 UZM650	Mounting plate, sheet steel, galvanized					
	To be used with AK61../UK61.., H x B = 212 x 242 mm	●	●	1	UZM610	2CPX031414R9999
	To be used with AK62../UK62.., H x B = 337 x 242 mm	●	●	1	UZM620	2CPX031415R9999
	To be used with AK63../UK63.., H x B = 462 x 242 mm	●	●	1	UZM630	2CPX031416R9999
	To be used with AK64../UK64.., H x B = 587 x 242 mm	●	●	1	UZM640	2CPX031417R9999
	To be used with AK66../UK66.., H x B = 712 x 242 mm	●	●	1	UZM650	2CPX031418R9999
 UZT2	TIP-in-closure Colour: White, RAL 9016	●	●	1	UZT2	2CPX031411R9999
 UZT3	Closure with lock, standard With 2 keys	●	●	1	UZT3	2CPX031412R9999
 UZT4	Closure with lock, Ronis With 2 keys	●	●	1	UZT4	2CPX031413R9999

* For AK600, order individual DIN rails (e.g. for 5 row enclosure 5 x UZA612).




Consumer units

Spare parts and accessories AK600/UK600





Article		AK600	UK600	Stück	Typ	Order code
 UZB1	Cable inlet for wall box With integrated terminal carrier Top or bottom, 1 to 5 rows Usable width for terminals 277 mm, 17 units	-	●	1	UZB1	2CPX031407R9999
 ZA89P20	Screws 20 pcs. for fixing DIN rails and mounting plates	●	●	20	ZA89P20	2CPX062376R9999
 UZT1	Hinge set	●	●	2	UZT1	2CPX031410R9999
 AP636	Wall-mounting set For wall-mounting or partially recessed installation with predetermined breaking points, only suitable for standard door To be used with UK61..	-	●	1	AP612	2CPX031402R9999
	To be used with UK62..	-	●	1	AP624	2CPX031403R9999
	To be used with UK63..	-	●	1	AP636	2CPX031404R9999
	To be used with UK64..	-	●	1	AP648	2CPX031405R9999
	To be used with UK66..	-	●	1	AP660	2CPX031406R9999
 UZA636	Cover with 90° quick-action screws To be used with UK61..	-	●	1	UZA612	2CPX031123R9999
	To be used with UK62..	-	●	1	UZA624	2CPX031124R9999
	To be used with UK63..	-	●	1	UZA636	2CPX031125R9999
	To be used with UK64..	-	●	1	UZA648	2CPX031126R9999
	To be used with UK66..	-	●	1	UZA660	2CPX031127R9999
 UZ4P2	Wall grips To fix the wall box in two mounting depths	-	●	4	UZ4P2	2CPX062447R9999
 UZ91P4	Hollow-wall mounting set To modify the flush-mounting consumer unit into a hollowwall consumer unit UK600 (type label and 20 cable ties included) wall thickness min. 8 mm, max. 35 mm	-	●	4	UZ91P4	2CPX031434R9999
 UZB2	Connecting kit for horizontal and vertical apposition and cross-wiring of the consumer units	-	●	1	UZB2	2CPX031408R9999
 AZB3P10	Connecting parts AK600 For horizontal and vertical connection of enclosures	●	-	10	AZB3P10	2CPX010998R9999

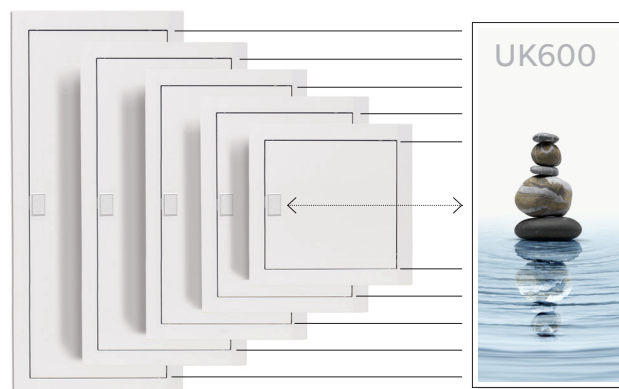

Consumer units

Trim frame with door and design foils AK600/UK600

Article		To be used with...	AK600	UK600	Pieces	Type	Order code	EUR
 AZT610	Trim frame with door (standard) Color: White, RAL 9016 sheet steel, powder coated	AK61..	●	●	1	AZT610	2CPX031149R9999	
		AK62..	●	●	1	AZT620	2CPX031150R9999	
		AK63..	●	●	1	AZT630	2CPX031151R9999	
		AK64..	●	●	1	AZT640	2CPX031152R9999	
		AK66..	●	●	1	AZT650	2CPX031153R9999	
 BL610	Trim frame with door (standard) Color: White, RAL 9016 sheet steel, powder coated	UK61..	-	●	1	BL610	2CPX031081R9999	
		UK62..	-	●	1	BL620	2CPX031082R9999	
		UK63..	-	●	1	BL630	2CPX031083R9999	
		UK64..	-	●	1	BL640	2CPX031084R9999	
		UK66..	-	●	1	BL650	2CPX031085R9999	
 BL611	Trim frame with door Color: Anthrazite, RAL 7016 sheet steel, powder coated	UK61..	-	●	1	BL611	2CPX031086R9999	
		UK62..	-	●	1	BL621	2CPX031087R9999	
		UK63..	-	●	1	BL631	2CPX031088R9999	
		UK64..	-	●	1	BL641	2CPX031089R9999	
		UK66..	-	●	1	BL651	2CPX031090R9999	



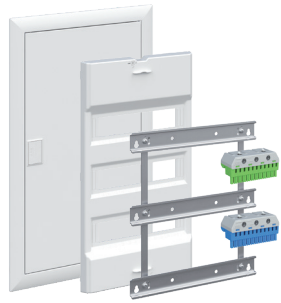


Design foil

 Black-board foil	Blackboard foil For labelling of sheet steel doors	AK61../UK61..	●	●	1	UZ640D	2CPX031786R9999	
		AK62../UK62..			10	UZ640DP10	2CPX031790R9999	
		AK63../UK63..						
		AK64../UK64..						
		AK66../UK66..						
 Stones	Stones Design foil for sheet steel doors	AK61../UK61..	●	●	1	UZ641D	2CPX031787R9999	
		AK62../UK62..			10	UZ641DP10	2CPX031791R9999	
		AK63../UK63..						
		AK64../UK64..						
		AK66../UK66..						
 Wooden walkway	Wooden walkway Design foil for sheet steel doors	AK61../UK61..	●	●	1	UZ642D	2CPX031788R9999	
		AK62../UK62..			10	UZ642DP10	2CPX031792R9999	
		AK63../UK63..						
		AK64../UK64..						
		AK66../UK66..						
 Water drops	Water drops Design foil for sheet steel doors	AK61../UK61..	●	●	1	UZ643D	2CPX031789R9999	
		AK62../UK62..			10	UZ643DP10	2CPX031793R9999	
		AK63../UK63..						
		AK64../UK64..						
		AK66../UK66..						



Consumer units UK600

Project phases kits

Article	AK600	UK600	Pieces	Type	Order code	EUR
 UZB636	Wall box and brackets					
	Fits for UK61..	-	●	1	UZB612	2CPX031113R9999
	Fits for UK62..	-	●	1	UZB624	2CPX031114R9999
	Fits for UK63..	-	●	1	UZB636	2CPX031115R9999
	Fits for UK64..	-	●	1	UZB648	2CPX031116R9999
	Fits for UK66..	-	●	1	UZB660	2CPX031117R9999
 UZS636B	Cover, DIN rails, and N/PE Quick terminals					
	Fits for UK61..	-	●	1	UZS612B	2CPX031139R9999
	Fits for UK62..	-	●	1	UZS624B	2CPX031140R9999
	Fits for UK63..	-	●	1	UZS636B	2CPX031141R9999
	Fits for UK64..	-	●	1	UZS648B	2CPX031142R9999
	Fits for UK66..	-	●	1	UZS660B	2CPX031143R9999
 UZS636N	Trim frame with door, cover, DIN rails and N/PE Quick terminals					
	Fits for UK61..	-	●	1	UZS612N	2CPX031131R9999
	Fits for UK62..	-	●	1	UZS624N	2CPX031132R9999
	Fits for UK63..	-	●	1	UZS636N	2CPX031133R9999
	Fits for UK64..	-	●	1	UZS648N	2CPX031134R9999
	Fits for UK66..	-	●	1	UZS660N	2CPX031135R9999
 UZS636K	Trim frame with door, cover, DIN rails for DIN rail terminals					
	Fits for UK63..	-	●	1	UZS636K	2CPX031136R9999
	Fits for UK64..	-	●	1	UZS648K	2CPX031137R9999
	Fits for UK66..	-	●	1	UZS660K	2CPX031138R9999
 UZS636M	Multimedia kit, patch panel, mounting plates, DIN rail and device rubber strap.					
	Fits for UK63..	-	●	1	UZS636M	2CPX077898R9999
	Fits for UK64..	-	●	1	UZS648M	2CPX077899R9999
	Fits for UK66..	-	●	1	UZS660M	2CPX077900R9999

Consumer units UK600

Design frame and inserts

A special highlight of the UK600 consumer unit system are the numerous door and frame options, which turn your consumer unit into an attractive design object at home.

Images, pinboards, mirrors, magnetic boards and much more may be inserted into the interchangeable design frame.

01 Basic version UK600








02 Interchangeable design frame

03 Insert
Example with backlight foil



Consumer units UK600

Design frame and inserts

Article		To be used with ... AK600	UK600	Stück	Typ	Order code
	Interchangeable design frame Aluminium gebürstet Edelstahloptik Ohne Einsatz	UK62..	-	●	1	BL620D 2CPX031794R9999
		UK63..	-	●	1	BL630D 2CPX031795R9999
		UK64..	-	●	1	BL640D 2CPX031796R9999
		UK66..	-	●	1	BL650D 2CPX031797R9999
BL630D						
Inserts for interchangeable design frame						
	Image-Insert For your own images as you wish	UK62..	-	●	1	UZD620 2CPX031762R9999
		UK63..	-	●	1	UZD630 2CPX031768R9999
		UK64..	-	●	1	UZD640 2CPX031774R9999
		UK66..	-	●	1	UZD650 2CPX031780R9999
UZD630						
	Pinboard insert Grey felt with pins	UK62..	-	●	1	UZD621 2CPX031763R9999
		UK63..	-	●	1	UZD631 2CPX031769R9999
		UK64..	-	●	1	UZD641 2CPX031775R9999
		UK66..	-	●	1	UZD651 2CPX031781R9999
UZD631						
	Mirror insert	UK62..	-	●	1	UZD622 2CPX031764R9999
		UK63..	-	●	1	UZD632 2CPX031770R9999
		UK64..	-	●	1	UZD642 2CPX031776R9999
		UK66..	-	●	1	UZD652 2CPX031782R9999
UZD632						
	Stainless steel finish insert	UK62..	-	●	1	UZD623 2CPX031765R9999
		UK63..	-	●	1	UZD633 2CPX031771R9999
		UK64..	-	●	1	UZD643 2CPX031777R9999
		UK66..	-	●	1	UZD653 2CPX031783R9999
UZD633						
	LED panel insert With backlight foil B12 V DC REG voltage supply must be ordered separately	UK62..	-	●	1	UZD624 2CPX031766R9999
		UK63..	-	●	1	UZD634 2CPX031772R9999
		UK64..	-	●	1	UZD644 2CPX031778R9999
		UK66..	-	●	1	UZD654 2CPX031784R9999
UZD634						
	Wooden finish insert With 5 magnetic pins	UK62..	-	●	1	UZD625 2CPX031767R9999
		UK63..	-	●	1	UZD635 2CPX031773R9999
		UK64..	-	●	1	UZD645 2CPX031779R9999
		UK66..	-	●	1	UZD655 2CPX031785R9999
UZD635						


* For Technical Specifications, please refer to page 60

N/PE quick terminals

Consumer units AK600/UK600



























Configure based on your needs

The modularity and the extensive range of products allow customizing the products to the needs based on real-world use. Various quick-terminals can be combined on one quick carrier as necessary. If a larger N or PE terminal has to be used, simply connect two quick-terminals using the ZK10P10 connecting bridge.










Product benefits

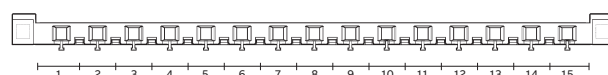
- Flexible terminal system for several N potentials:
Screw connections: 2.5 to 25 mm² for rigid conductors;
for flexible conductors up to 25 mm²
(wire end sleeves required)
- Spring connection: 1.5 to 4 mm² for rigid conductors;
for flexible conductors up to 25 mm²
(wire end sleeves required)
- Optimal when using several residual current circuit breakers
- Ease of expansion using connecting bridges
- Precise assignment of the terminals by clear colour coding:
N = blue, PE = yellow-green
- Easy labelling of the terminals using pre-printed, self-adhesive number strips
- Wide range of applications: may be used in the UK600 and MISTRAL65 consumer unit series, in all compact distribution boards, and with all meter cabinets, wall-mounting and floor-standing cabinets

N/PE terminals with units	N quick-terminals	Type	Screw connection system	Spring connection system	PE quick-terminals	Type	Screw connection system	Spring connection system
		ZK50B 41Z70 ZK50BT	0 x 25 mm ²	5 x 1.5 – 4 mm ²	-	-	-	-
		ZK51B 41Z71	1 x 25 mm ²	5 x 1.5 – 4 mm ²		ZK51G 41Z77	1 x 25 mm ²	5 x 1.5 – 4 mm ²
		ZK82B 41Z72	2 x 25 mm ²	8 x 1.5 – 4 mm ²		ZK82G 41Z78	2 x 25 mm ²	8 x 1.5 – 4 mm ²
		ZK113B 41Z73	3 x 25 mm ²	11 x 1.5 – 4 mm ²		ZK113G 41Z79	3 x 25 mm ²	11 x 1.5 – 4 mm ²
		ZK144B 41Z74	4 x 25 mm ²	14 x 1.5 – 4 mm ²		ZK144G 41Z80	4 x 25 mm ²	14 x 1.5 – 4 mm ²
		ZK175B 41Z75	5 x 25 mm ²	17 x 1.5 – 4 mm ²		ZK175G 41Z81	5 x 25 mm ²	17 x 1.5 – 4 mm ²
		ZK206B 41Z76	6 x 25 mm ²	20 x 1.5 – 4 mm ²		ZK206G 41Z82	6 x 25 mm ²	20 x 1.5 – 4 mm ²
		ZK237B 41Z150	7 x 25 mm ²	23 x 1.5 – 4 mm ²		ZK237G 41Z152	7 x 25 mm ²	23 x 1.5 – 4 mm ²
		ZK268B 41Z151	8 x 25 mm ²	26 x 1.5 – 4 mm ²		ZK268G 41Z153	8 x 25 mm ²	26 x 1.5 – 4 mm ²

N/PE quick terminals

Consumer units AK600/UK600

Article		Number terminals 1.5 x 4 mm ²	Number terminals 2,5 – 25 mm ²	maximum rated current [A]	Pcs.	Typ	Ord.No.
 ZK51B	N quick-plug terminals For terminal carriers	5 x 1.5 – 4	0 x 25	63	1	ZK50B	2CPX062750R9999
		5 x 1.5 – 4	1 x 25	63	5/280	41Z70	1SPE007715F9701
		8 x 1.5 – 4	2 x 25	63	1	ZK51B	2CPX062751R9999
		11 x 1.5 – 4	3 x 25	63	5/180	41Z71	1SPE007715F9702
		14 x 1.5 – 4	4 x 25	63	1	ZK82B	2CPX062752R9999
		17 x 1.5 – 4	5 x 25	63	5/150	41Z72	1SPE007715F9703
		20 x 1.5 – 4	6 x 25	63	1	ZK113B	2CPX062753R9999
		23 x 1.5 – 4	7 x 25	63	5/100	41Z73	1SPE007715F9704
		26 x 1.5 – 4	8 x 25	63	1	ZK144B	2CPX062754R9999
					5/90	41Z74	1SPE007715F9705
					1	ZK175B	2CPX062755R9999
					5/70	41Z75	1SPE007715F9706
					1	ZK206B	2CPX062756R9999
 ZK50BT	N quick-plug terminals With adapter ZK15 for lateral assembling in the UK6... or for fastening to the DIN rail	5 x 1.5 – 4	0 x 25	63	1	ZK50BT	2CPX062745R9999
 ZK51G	PE quick-plug terminals For terminal carriers	5 x 1.5 – 4	1 x 25	63	1	ZK51G	2CPX062757R9999
		8 x 1.5 – 4	2 x 25	63	5/180	41Z77	1SPE007715F9712
		11 x 1.5 – 4	3 x 25	63	1	ZK82G	2CPX062758R9999
		14 x 1.5 – 4	4 x 25	63	5/150	41Z78	1SPE007715F9713
		17 x 1.5 – 4	5 x 25	63	1	ZK113G	2CPX062759R9999
		20 x 1.5 – 4	6 x 25	63	5/100	41Z79	1SPE007715F9714
		23 x 1.5 – 4	7 x 25	63	1	ZK144G	2CPX062760R9999
		26 x 1.5 – 4	8 x 25	63	5/90	41Z80	1SPE007715F9715
					1	ZK175G	2CPX062761R9999
					5/70	41Z81	1SPE007715F9716
					1	ZK206G	2CPX062762R9999
 ZK10P10	Connecting bridges For terminal carriers				10	ZK10P10	2CPX062763R9999
 ZK600	Quick-carriers for UK6... Usable width for terminals 247 mm 15 units				1	ZK600	2CPX063178R9999
 ZK21	Quick-carriers for AK6... Usable width for terminals 263 mm, 16 units				1	ZK21	1SPE007715F0752
 UZB1	Cable inlet for wall box With integrated terminal carrier Top or bottom, 1 to 5 rows Usable width for terminals 277 mm, 17 units				1	UZB1	2CPX031407R9999



Quick-carriers Typ ZK600 for UK600

Units



Quick-carriers Typ ZK21 for AK600


Units

N/PE screw terminals

Consumer units AK600/UK600







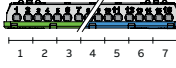


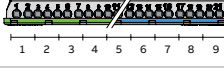


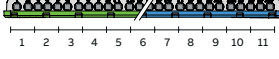


Configure based on your needs

The modularity and the extensive range of products allow customizing the new products to the needs based on realworld use. Various terminals can be combined on one common carrier as necessary.









Product benefits

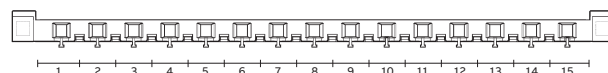
- Flexible terminal system for several N potentials:
Screw connections: 1.5 to 16 mm² for rigid conductors;
for flexible conductors up to 16 mm²
(wire end sleeves required)
- Optimal when using several residual current circuit breakers
- Precise assignment of the terminals by clear colour coding: N = blue, PE = yellow-green
- Easy labelling of the terminals using pre-printed, self-adhesive number strips
- Wide range of applications: may be used in the UK600 and MISTRAL65 consumer unit series, in all compact distribution boards, and with all meter cabinets, wall-mounting and floor-standing cabinets

N/PE Klemmblöcke mit Einheiten	N screw-terminals	Types	Screw connection system mm ²	mm ²	PE screw-terminals	Type	Screw connection system mm ²	mm ²
		ZKS6B 41Z57	3 x 6	5 x 16		ZKS6G 41Z62	3 x 6	5 x 16
		ZKS11B 41Z58	5 x 6	5 x 16		ZKS11G 41Z63	5 x 6	5 x 16
		ZKS16B 41Z59	9 x 6	7 x 16		ZKS16G 41Z63	9 x 6	7 x 16
		ZKS21B 41Z60	12 x 6	9 x 16		ZKS21G 41Z65	12 x 6	9 x 16
		ZKS26B 41Z61	15 x 6	11 x 16		ZKS26G 41Z66	15 x 6	11 x 16

N/PE screw terminals

Consumer units AK600/UK600

Article		Anzahl Klemmen 1,5 – 4 mm ²	Anzahl Klemmen 2,5 – 25 mm ²	maximum rated current [A]	Pcs.	Typ	Order code
 ZKS11B	N screw terminals For terminal carriers	3 x 6	3 x 16	100	1	ZKS6B	2CPX063167R9999
					5/270	41Z57	1SPE007715F0731
		6 x 6	5 x 16	100	1	ZKS11B	2CPX063168R9999
					5/150	41Z58	1SPE007715F0732
		9 x 6	7 x 16	100	1	ZKS16B	2CPX063169R9999
					5/120	41Z59	1SPE007715F0733
		12 x 6	9 x 16	100	1	ZKS21B	2CPX063170R9999
					5/90	41Z60	1SPE007715F0734
		15 x 6	11 x 16	100	1	ZKS26B	2CPX063171R9999
					5/90	41Z61	1SPE007715F0735
 ZKS11G	PE screw terminals For terminal carriers	3 x 6	3 x 16	100	1	ZKS6G	2CPX063172R9999
					5/270	41Z62	1SPE007715F0741
		6 x 6	5 x 16	100	1	ZKS11G	2CPX063173R9999
					5/150	41Z63	1SPE007715F0742
		9 x 6	7 x 16	100	1	ZKS16G	2CPX063174R9999
					5/120	41Z64	1SPE007715F0743
		12 x 6	9 x 16	100	1	ZKS21G	2CPX063175R9999
					5/90	41Z65	1SPE007715F0744
		15 x 6	11 x 16	100	1	ZKS26G	2CPX063176R9999
					5/90	41Z66	1SPE007715F0745
 ZK507	RCD terminal for lateral and DIN rail installation 3 x 16 mm ² + 2 x 10 mm ² Cu pluggable				1	ZK507	2CPX030892R9999
 ZK600	Quick-carriers for UK6... Usable width for terminals 247 mm 15 units				1	ZK600	2CPX063178R9999
 ZK21	Quick-carriers for AK6... Usable width for terminals 263 mm, 16 units				1	ZK21	1SPE007715F0752
 UZB1	Cable inlet for wall box With integrated terminal carrier Top or bottom, 1 to 5 rows Usable width for terminals 277 mm, 17 units				1	UZB1	2CPX031407R9999



Quick-carriers Typ ZK600 for UK600

Units



Quick-carriers Typ ZK21 for AK600

Units

Media enclosure AK600

Fully equipped with 3-gang socket and universal patch panel - without door

Wall-mounted media enclosure – AK600, IP20*/IP30

Consumer unit AK600 as multimedia version

Mechanical impact strength: IK07

Available in 2 up to 5 row versions as wall-mounted consumer units

Wall box:

- non-warp, break-proof, non-flammable, low-halogen plastic

- with cable strain relief comb

- combinable

With removable DIN rail in the top row

Patch panel in isolated design for up to 12 keystone and EDAT modules

Modular perforated sheet steel mounting plate for devices

Simple and tool-free installation of the devices using the "device strap"

120° swiveling triple socket for the power supply of built-in devices

Wire holder for professional cable organization

01 Base

02 Removable DIN-rail

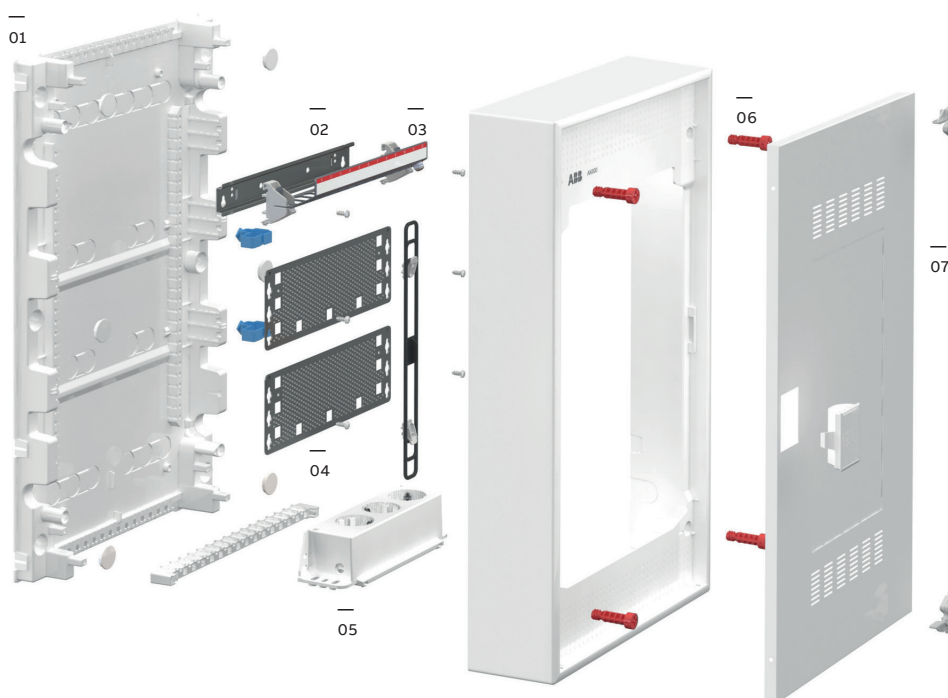
03 Universal Patch panel

04 Removable modular perforated sheet steel mounting plate

05 3-gang snap-in socket, 120° rotatable




06 Cover with 90° quick-action screws, lead-sealable

07 Sheet steel door with WiFi insert (Accessories)



Media enclosure AK600

Fully equipped with 3-gang socket and universal patch panel - without door

Article		H x W x D (mm)	Pieces	Type	Order code
 AK636M	Wall-mounted media enclosure without door, 3 rows Enclosure with removable modular perforated sheet steel mounting plates, removable DIN rails, wire holders for cable entry, 12-fold patch panels with knock-outs for keystone and EDAT modules*, Snap-in 3-gang-socket, 120° rotatable with EURO-insert, Rubber device holder for tool-free mounting, without door	578 x 339 x 98	1	AK636M	2CPX031811R9999
 AK648M	Wall-mounted media enclosure without door, 4 rows Enclosure with removable modular perforated sheet steel mounting plates, removable DIN rails, wire holders for cable entry, 12-fold patch panels with knock-outs for keystone and EDAT modules*, Snap-in 3-gang-socket, 120° rotatable with EURO-insert, Rubber device holder for tool-free mounting, without door	703 x 339 x 98	1	AK648M	2CPX031812R9999
 AK660M	Wall-mounted media enclosure without door, 5 rows Enclosure with removable modular perforated sheet steel mounting plates, removable DIN rails, wire holders for cable entry, 12-fold patch panels with knock-outs for keystone and EDAT modules*, Snap-in 3-gang-socket, 120° rotatable with EURO-insert, Rubber device holders for tool-free mounting, without door	828 x 339 x 98	1	AK660M	2CPX031813R9999

* Specifications for perforations for patch panel modules, see page 62

Media enclosure AK600

Basic version without door

Wall-mounted media enclosure – AK600, IP20*/IP30

Consumer unit AK600 as multimedia version

Mechanical impact strength: IK07

Available in 3 up to 5 row versions as wall-mounted consumer units

Wall box:

- non-warp, break-proof, non-flammable, low-halogen plastic

- with cable strain relief comb

- with detachable DIN rail

- combinable

With removable DIN rail in the top row

Modular perforated sheet steel mounting plate for devices

Simple and tool-free installation of the devices using the "device strap"

Wire holder for professional cable organization

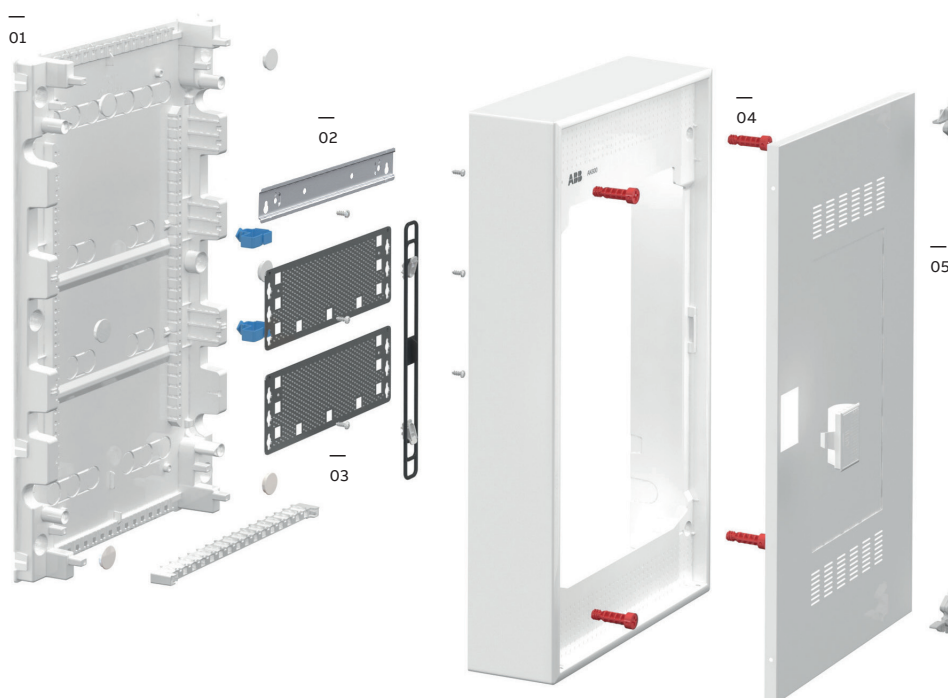
01 Base

02 Removable DIN rails

03 Removable modular perforated sheet steel mounting plate





04 Cover with 90° quick-action screws, lead-sealable

05 Sheet steel door with WiFi insert (Accessories)



Media enclosure AK600

Basic version without door

Article		H x W x D (mm)	Stück	Type	Order code
 AK620MB	Wall-mounted media enclosure without door, 2 rows				
	Enclosure with removable modular perforated sheet steel mounting plates, removable DIN rails, wire holders for cable entry, rubber device holder for tool-free mounting, without door	453 x 339 x 98	1	AK620MB	2CPX031814R9999
 AK630MB	Wall-mounted media enclosure without door, 3 rows				
	Enclosure with removable modular perforated sheet steel mounting plates, removable DIN rails, wire holders for cable entry, rubber device holder for tool-free mounting, without door	578 x 339 x 98	1	AK630MB	2CPX031815R9999
 AK640MB	Wall-mounted media enclosure without door, 4 rows				
	Enclosure with removable modular perforated sheet steel mounting plates, removable DIN rails, wire holders for cable entry, rubber device holder for tool-free mounting, without door	703 x 339 x 98	1	AK640MB	2CPX031816R9999
 AK650MB	Wall-mounted media enclosure without door, 5 rows				
	Enclosure with removable modular perforated sheet steel mounting plates, removable DIN rails, wire holders for cable entry, rubber device holders for tool-free mounting, without door	828 x 339 x 98	1	AK650MB	2CPX031817R9999

Media enclosure UK600

Enclosure with and without trim frame and door

Flush-mounted consumer units – UK600, IP30

Consumer units UK600 as multimedia version,

dimensions according to the standard enclosures as per DIN 43871

Mechanical impact strength: IK07

Available in 2 up to 5 row versions as flush-mounted consumer units

Can be upgraded for surface-mounting or partially recessed mounting

Upgradeable for hollow-wall-mounting using UZ91P4

Wall box:

- non-warp, break-proof, non-flammable, low-halogen plastic
- with cable strain relief comb
- with detachable cable inlets
- combinable

Reversible opening (tool-free)

Communication channel for horizontal and vertical connection

With removable DIN rail in the top row

Patch panel in isolated design for up to 12 keystone modules

Modular perforated sheet steel mounting plate for devices

Simple and tool-free installation of the devices using the "device strap"

120° swiveling triSU socket for the power supply of built-in devices

Wire holder for professional cable organization






With trim frame and sheet steel doors as sheet steel door with white plastic insert, for improved Wifi signals or as basic option without trim frame and door

*in connection with hollow-wall-mounting set UZ91P4



Media enclosure UK600

Enclosure with and without trim frame and door

Article		Dimensions	H x W x D (mm)	Pcs.	Type	Ord. no.
 UK636MV	Flush-mounted media enclosure with trim frame and ventilated Wifi door					
	Wall box with modular perforated sheet steel mounting plates and removable DIN rail	3 rows		1	UK636MV	2CPX031384R9999
	Wire holder for cable entry	Niche	605 x 367 x 95			
	Patch panel for up to 12 keystone modules, Snap-on triSU socket swiveling 120° with EURO insert	wall cut out	578 x 340 x 88			
	Device strap for tool-free installation.	4 rows		1	UK648MV	2CPX031385R9999
	Sheet steel door ventilated	Niche	730 x 367 x 95			
 UK636MW	Flush-mounted media enclosure with trim frame and door with ventilation holes					
	Wall box with modular perforated sheet steel mounting plates and removable DIN rail	3 rows		1	UK636MW	2CPX031387R9999
	Wire holder for cable entry	Niche	605 x 367 x 95			
	Patch panel for up to 12 keystone modules, Snap-on triSU socket swiveling 120° with EURO insert	wall cut out	578 x 340 x 88			
	Device strap for tool-free installation.	4 rows		1	UK648MW	2CPX031388R9999
	Sheet steel door with white plastic insert 30% transparent, for improved Wifi signals	Niche	730 x 367 x 95			
 UK630MV	Flush-mounted media enclosure with trim frame and door with ventilation holes					
	Wall box with modular perforated sheet steel mounting plates and removable DIN rail	2 rows		1	UK620MV	2CPX031390R9999
	Wire holder for cable entry	Niche	480 x 367 x 95			
	Dual socket with mounting bracket	wall cut out	453 x 340 x 88			
	Device strap for tool-free installation	3 rows		1	UK630MV	2CPX031391R9999
	Sheet steel door ventilated	Niche	605 x 367 x 95			
		wall cut out	578 x 340 x 88			
		4 rows		1	UK640MV	2CPX031392R9999
		Niche	730 x 367 x 95			
		wall cut out	703 x 340 x 88			
		5 rows		1	UK650MV	2CPX031393R9999
		Niche	855 x 367 x 95			
		wall cut out	828 x 340 x 88			
 UK630MVB	Flush-mounted media enclosure with trim frame and door with ventilation holes, without socket					
	Wall box with modular perforated sheet steel mounting plates and removable DIN rail	2 rows		1	UK620MVB	2CPX031454R9999
	Wire holder for cable entry	Niche	480 x 367 x 95			
	Without socket	wall cut out	453 x 340 x 88			
	Device strap for tool-free installation	3 rows		1	UK630MVB	2CPX031455R9999
	Sheet steel door ventilated	Niche	605 x 367 x 95			
		wall cut out	578 x 340 x 88			
		4 rows		1	UK640MVB	2CPX031456R9999
		Niche	730 x 367 x 95			
		wall cut out	703 x 340 x 88			
		5 rows		1	UK650MVB	2CPX031457R9999
		Niche	855 x 367 x 95			
		wall cut out	828 x 340 x 88			
 UK630MB	Flush-mounted media enclosure as basis without trim frame and door					
	Wall box with modular perforated sheet steel mounting plates and removable DIN rail	2 rows		1	UK624MB	2CPX031394R9999
	Wire holder for cable entry	Niche	480 x 367 x 95			
	Mounting bracket	wall cut out	453 x 340 x 88			
	Device strap for tool-free installation	3 rows		1	UK636MB	2CPX031395R9999
		Niche	605 x 367 x 95			
		wall cut out	578 x 340 x 88			
		4 rows		1	UK648MB	2CPX031396R9999
		Niche	730 x 367 x 95			
		wall cut out	703 x 340 x 88			
		5 rows		1	UK660MB	2CPX031397R9999
		Niche	855 x 367 x 95			
		wall cut out	828 x 340 x 88			

* Specifications for perforations for patch panel modules, see page 62

Combi enclosure UK600

With trim frame and ventilated or WiFi door

Flush-mounted consumer units – UK600, IP30

I_n up to 63 A

Combi enclosure as consumer unit and media enclosure

dimensions according to the standard enclosures as per DIN 43871

For building installation according to DIN 18015

Mechanical impact strength: IK07

Available as 2 or 3 row versions as flush-mounted consumer units

Can be upgraded for surface-mounting or partially recessed mounting

Upgradeable for hollow-wall-mounting using UZ91P4

Wall box:

- non-warp, break-proof, non-flammable, low-halogen plastic
- with cable strain relief comb
- with detachable cable inlets
- combinable

Reversible opening (tool-free)

Communication channel for horizontal and vertical connection

With N/PE quick-plug terminal

Cover with 90° quick-action screws, lead-sealable

45 mm slots for 12 devices, expandable to 14

Labelling system

Standardized separation of the voltage levels using a partition with knock-out for socket and media modules

Modular perforated sheet steel mounting plate for devices

Simple and tool-free installation of the devices using the "device strap"

"Click in" socket, swiveling 90° for the power supply of built-in devices

Wire holder for professional cable organization





With trim frame and sheet steel door or sheet steel door

*in connection with hollow-wall-mounting set UZ91P4



Combi enclosure UK600

With trim frame and ventilated or WiFi door

Article		Dimensions	H x W x D (mm)	Pcs.	Type	Ord. no.
 UK662CV	Flush-mounted combi enclosure with trim frame and ventilated door					
	Wall box with modular perforated sheet steel mounting plates and removable device support	2 rows* Niche wall cut out	855 x 367 x 95 828 x 340 x 88	1	UK662CV	2CPX031398R9999
	Wire holder for cable entry	3 rows		1	UK663CV	2CPX031399R9999
	Partition for electrical isolation, snap-on socket, swiveling 90° with EURO insert "Device strap" for tool-free installation Sheet steel door ventilated	Niche wall cut out	855 x 367 x 95 828 x 340 x 88			
 UK662CVC	Flush-mounted combination enclosure with trim frame and ventilated Wifi door					
	Wall box with modular perforated sheet steel mounting plates and removable device support	2 rows* Niche wall cut out	855 x 367 x 95 828 x 340 x 88	1	UK662CVC	2CPX031450R9999
	Wire holder for cable entry	3 rows		1	UK663CVC	2CPX031451R9999
	Partition for electrical isolation, "Device strap" for tool-free installation Sheet steel door ventilated	Niche wall cut out	855 x 367 x 95 828 x 340 x 88			
 UK662CW	Flush-mounted combi enclosure with trim frame and ventilated door					
	Wall box with modular perforated sheet steel mounting plates and removable device support	2 rows* Niche wall cut out	855 x 367 x 95 828 x 340 x 88	1	UK662CW	2CPX031400R9999
	Wire holder for cable entry	3 rows		1	UK663CW	2CPX031401R9999
	Partition for electrical isolation, snap-on socket, swiveling 90° with EURO insert "Device strap" for tool-free installation Sheet steel door ventilated with white plastic insert, for improved Wifi signals	Niche wall cut out	855 x 367 x 95 828 x 340 x 88			
 UK662CWC	Flush-mounted combination enclosure with trim frame and ventilated Wifi door					
	Wall box with modular perforated sheet steel mounting plates and removable device support	2 rows* Niche wall cut out	855 x 367 x 95 828 x 340 x 88	1	UK662CWC	2CPX031452R9999
	Wire holder for cable entry	3 rows		1	UK663CWC	2CPX031453R9999
	Partition for electrical isolation, "Device strap" for tool-free installation Sheet steel door ventilated with white plastic insert, for improved Wifi signals	Niche wall cut out	855 x 367 x 95 828 x 340 x 88			

* Lock not centered - lock position only left side, right side on request

Media enclosure











Spare parts & accessories AK600/UK600

Article		AK600	UK600	Stück	Typ	Order code	EUR
 UZM61M	Perforated mounting plate for media enclosures	●	●	1	UZM61M	2CPX031421R9999	
 ZX340	Media device support with 2 clips for assembly, e.g. UZM61M Elastic rubber device strap	●	●	1	ZX340	2CPX031422R9999	
 ZEP12	Universal Patch panel incl. support* Empty for communication modules, the panel can be used for Keystone and EDAT modules						
	12 keystone or EDAT modules	●	●	1	ZEP12	2CPX054072R9999	
 ZE336	Patch panel s Empty for keystone modules						
 ZE335	Keystone, 12-fold	●	●	1	ZE336	2CPX031424R9999	
	Keystone, 6-fold	●	●	1	ZE335	2CPX031423R9999	
 ZE338	Patch panel holder			1	ZE338	2CPX031426R9999	
 ZE224	Single socket Snap-in, swiveling 90° with touch guard and strain relief, for assembling to partition UZB3 with EURO insert	-	●	1	ZE224	2CPX031427R9999	
 ZE228	Single socket (CH version) Snap-in, swiveling 90°, for assembling to partition UZB3				ZE228	2CPX061212R9999	
 ZE227	Triple socket 230 V AC voltage, 120° swiveling with EURO insert to be snapped on to the cable inlet or DIN rail; to be screwed to the mounting plate	●	●	1	ZE227	2CPX061211R9999	
 UZB3	Horizontal partition with integrated terminal carrier, Knock-out for two sockets, type ZE224 and five knock-outs for communications racks	-	●	1	UZB3	2CPX031409R9999	

* Specifications for perforations for patch panel modules, see page 62





Media enclosure

Spare parts & accessories AK600/UK600

Article		AK600	UK600	Stück	Typ	Order code
 ZX29	Mounting plate For clamping on to terminal carrier or for assembling to the perforated sheet steel plate of the media enclosures and of the 1MM... media panels	•	•	1	ZX29	2CPX061178R9999
 UZED1	Wire holder for professional cable organization and insertion into the perforated mounting plate	•	•	10	UZED1P10	2CPX031420R9999
 ZX287P10	Screws M4 x 14 thread rolling for the perforated sheet steel mounting plate	•	•	10	ZX287P10	2CPX061180R9999
Connectors for patch panels						
RJ45 module						
 ZE311	 ZE312	•	•	1	ZE311	2CPX038612R9999
		•	•	1	ZE312	2CPX038613R9999
 ZE316	 ZE317	•	•	1	ZE316	2CPX039246R9999
		•	•	1	ZE317	2CPX039247R9999
 ZE318	 ZE319	•	•	1	ZE318	2CPX039248R9999
		•	•	1	ZE319	2CPX039249R9999
 ZB122	Insulating tube For communication line	•	•	1	ZB122	2CPX071112R9999

Media enclosure

Doors

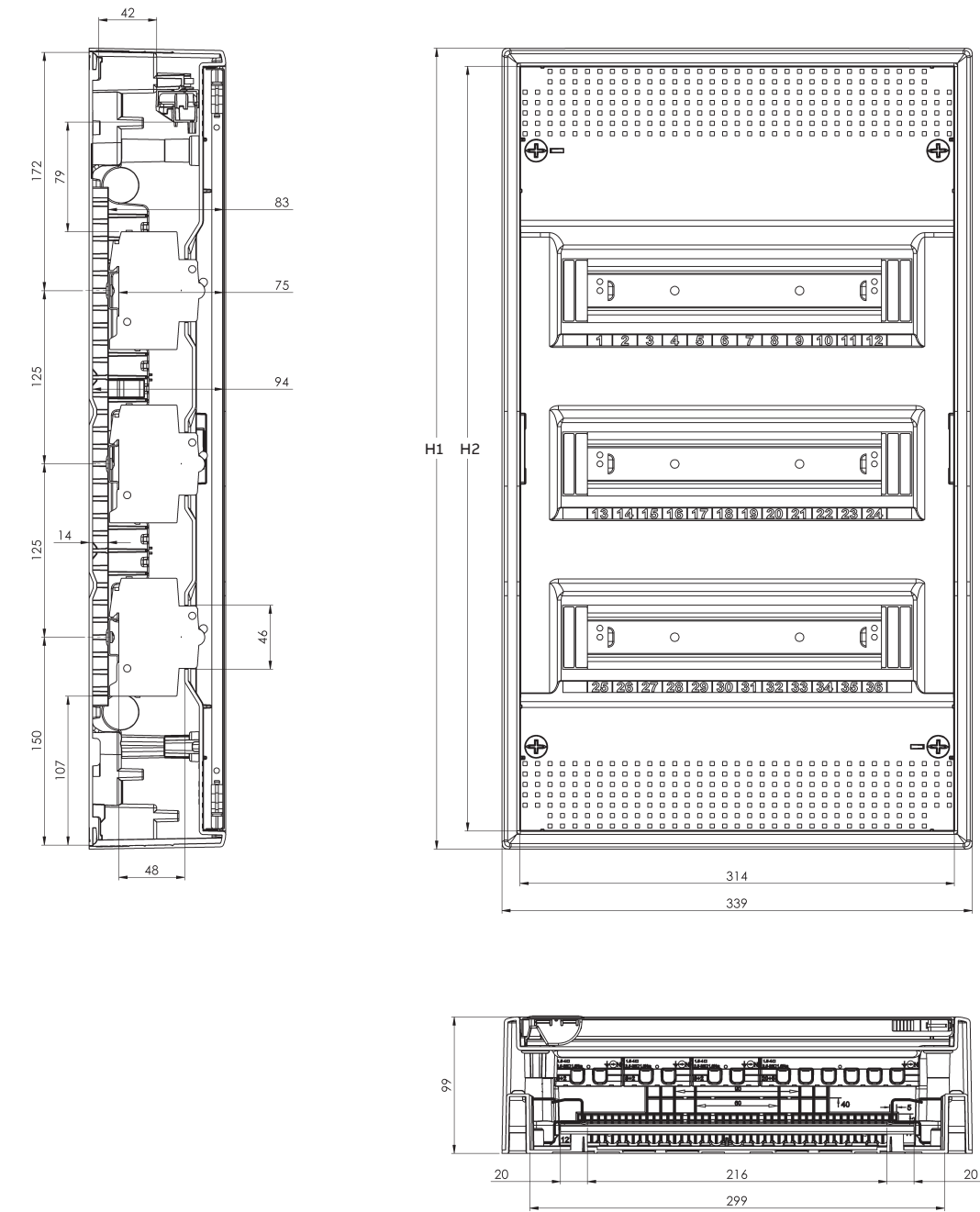
Article	Suitable for...	AK600	UK600	Pieces	Type	Order code
Doors for AK600 and UK600						
	Sheet steel door with ventilation slots Color: White RAL 9016, Sheet steel, powder-coated	● AK62..	● UK62..	1	AZT620V	2CPX031154R9999
		● AK63..	● UK63..	1	AZT630V	2CPX031155R9999
		● AK64..	● UK64..	1	AZT640V	2CPX031156R9999
		● AK66..	● UK66..	1	AZT650V	2CPX031157R9999
AZT620V						
	WiFi door with ventilation slots and plastic insert Color: White RAL 9016, Sheet steel, powder-coated with white plastic insert, for improved WiFi signal	● AK62..	● UK62..	1	AZT620W	2CPX031158R9999
		● AK63..	● UK63..	1	AZT630W	2CPX031159R9999
		● AK64..	● UK64..	1	AZT640W	2CPX031160R9999
		● AK66..	● UK66..	1	AZT650W	2CPX031161R9999
AZT620W						
Trim frame and door for UK600						
	Trim frame with door and ventilation holes Color: White, RAL 9016 Sheet steel, powder-coated	-	● UK62..	1	BL620V	2CPX031091R9999
		-	● UK63..	1	BL630V	2CPX031092R9999
		-	● UK64..	1	BL640V	2CPX031093R9999
		-	● UK66..	1	BL650V	2CPX031094R9999
		-	● UK662CV*	1	BL652V	2CPX031099R9999
	Trim frame with door and ventilation holes Sheet steel with white plastic insert, for improved WiFi signal	-	● UK62..	1	BL620W	2CPX031095R9999
		-	● UK63..	1	BL630W	2CPX031096R9999
		-	● UK64..	1	BL640W	2CPX031097R9999
		-	● UK66..	1	BL650W	2CPX031098R9999
		-	● UK662CW*	1	BL652W	2CPX031100R9999
BL620V						
BL620W						

* Door handle not centered, door hinge only possible on the right, door hinge on the left on request.



Wall-mounted consumer units AK600

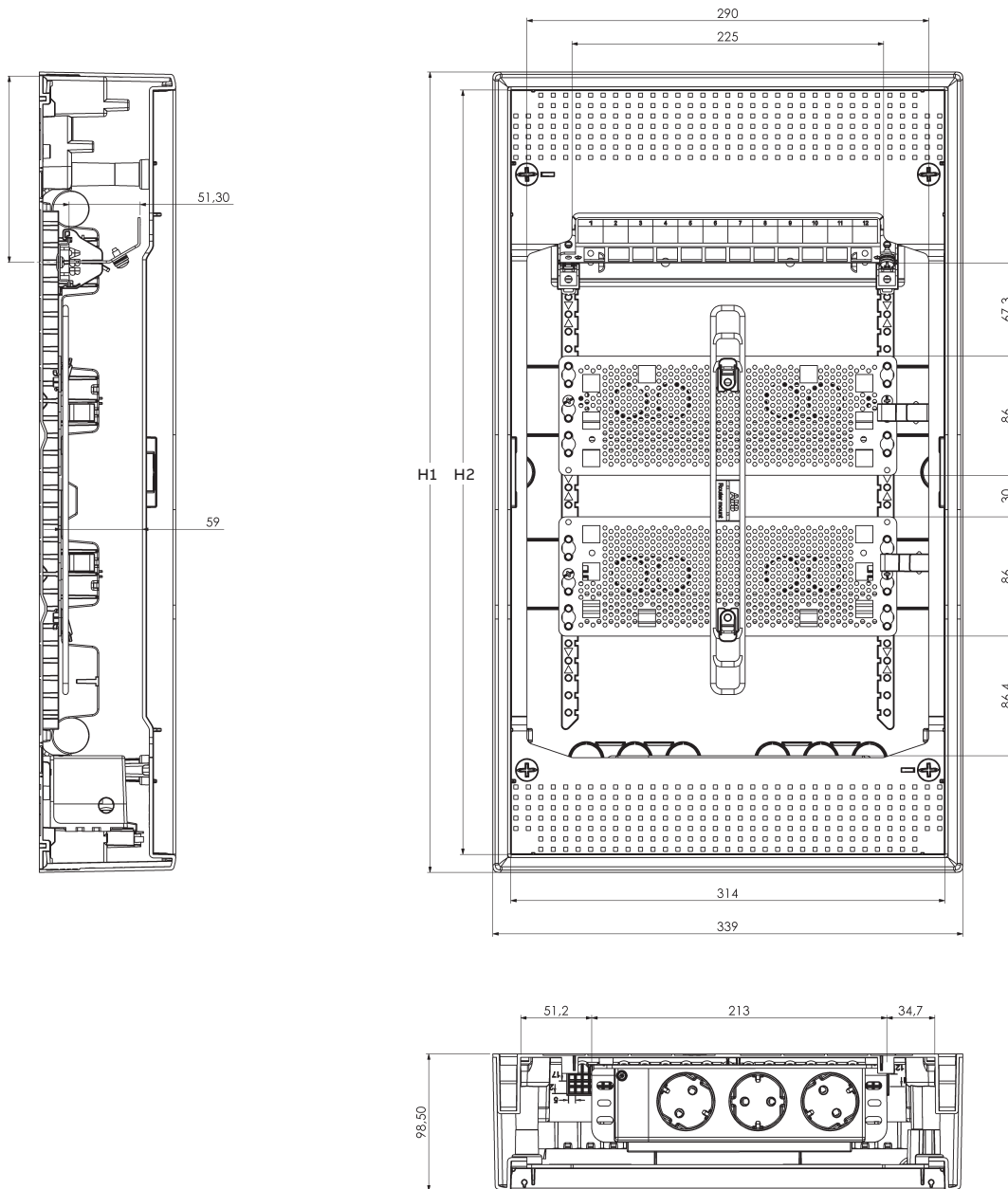
Planning, assembly and dimensions



Type	Allowed power loss according to IEC/TR 60690 in W	Dimensions in mm	
		H1	H2
AK61..	41,9	328	302
AK62..	63,3	453	427
AK63..	65,9	578	552
AK64..	89,9	703	677
AK65..	106,1	828	802
AK66..			

Wall-mounted media enclosures AK600

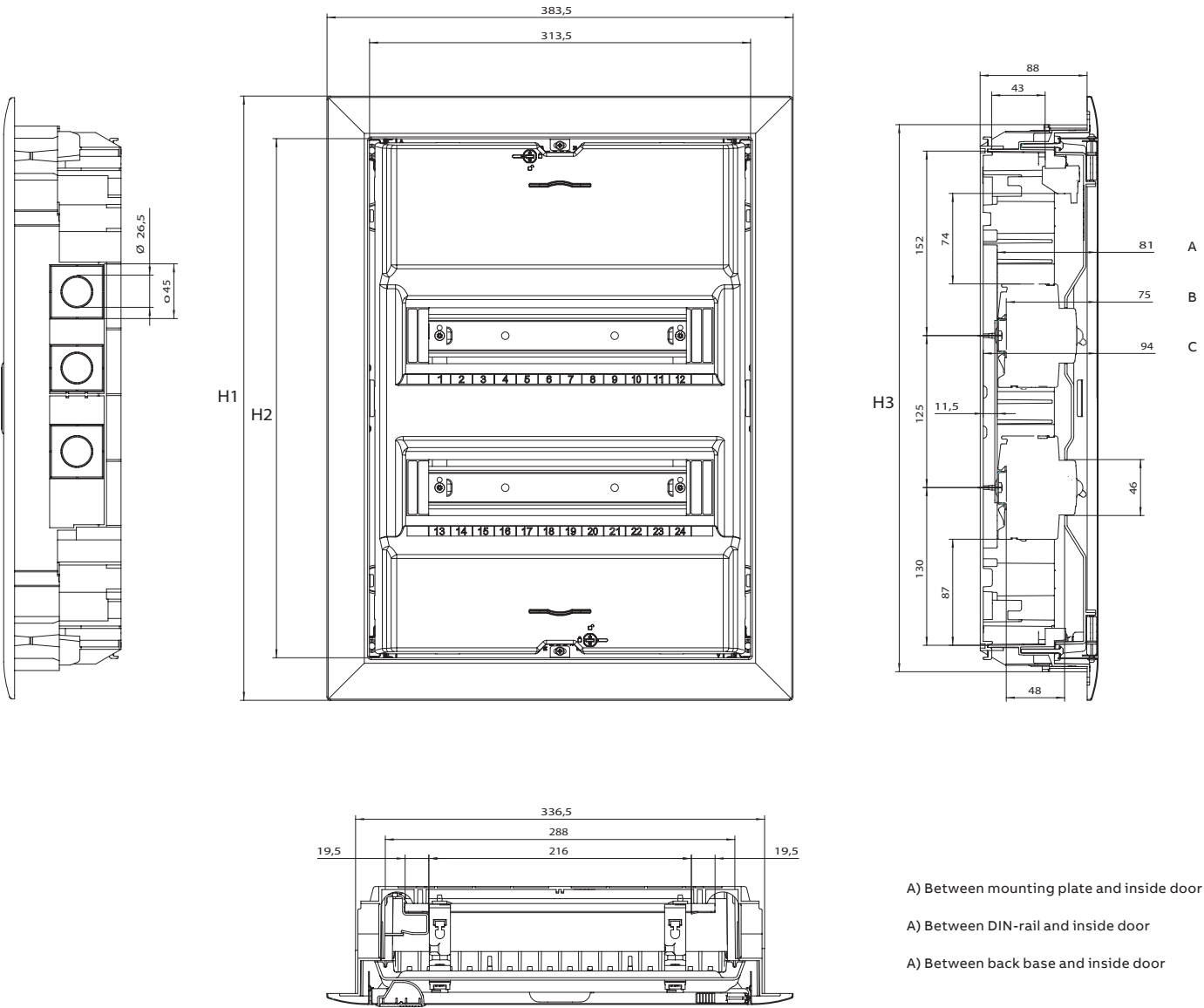
Planning, assembly and dimensions



Type	Allowed power loss according to IEC/TR 60690 in W	Dimensions in mm	
		H1	H2
AK62..	97,4	453	427
AK63..	118,4	578	552
AK64..	137,9	703	677
AK65..	148,6	828	802
AK66..			

Flush-mounted consumer units UK600

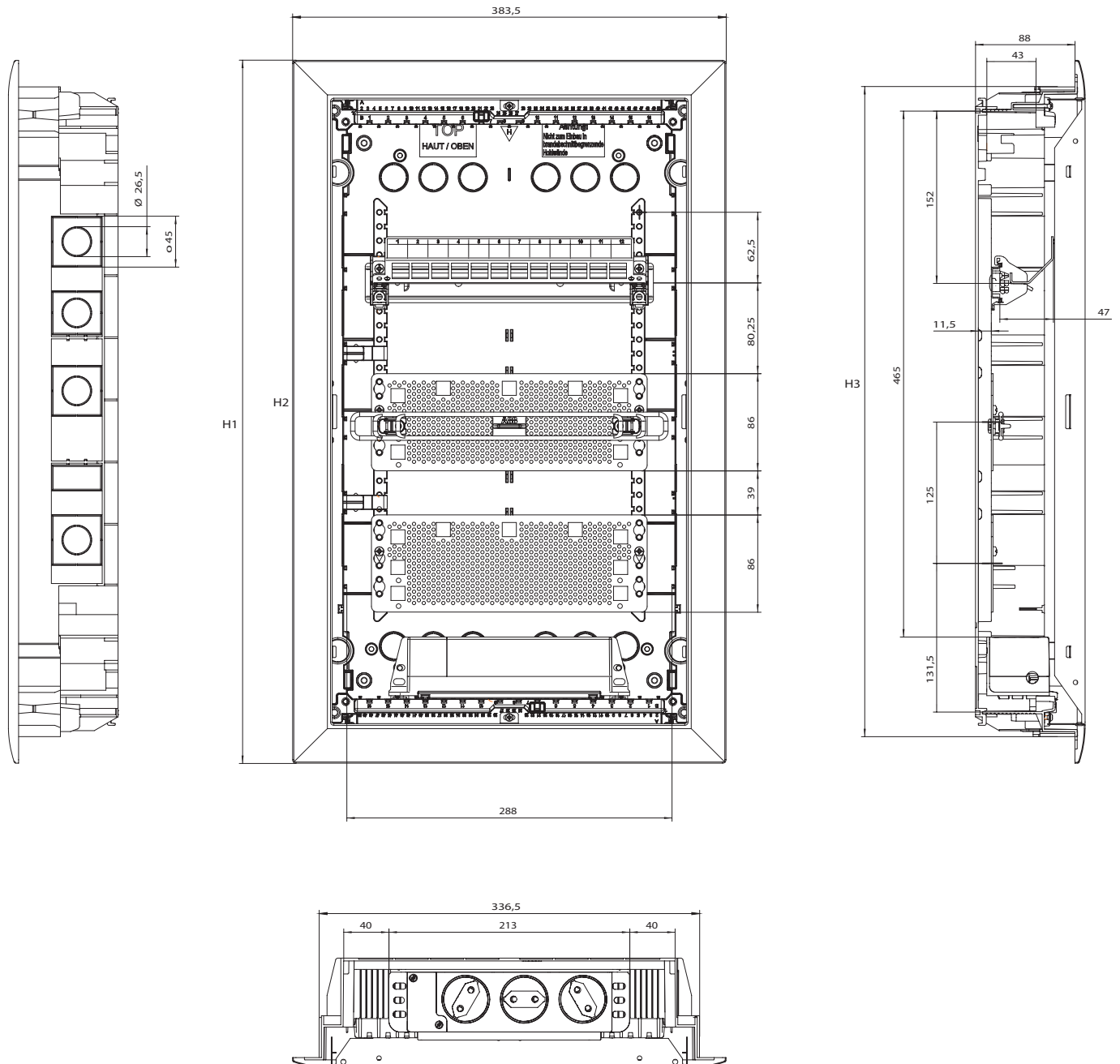
Planning, assembly and dimensions



Type	Max. power loss P_{de} according to DIN VDE 60670-24 in W	Dimensions in mm		
		H1	H2	H3
UK61..	31,0	372	302	325
UK62..	45,0	497	427	450
UK63..	54,0	622	552	575
UK64..	62,0	747	677	700
UK66..	69,0	872	802	825

Flush-mounted media enclosure UK600

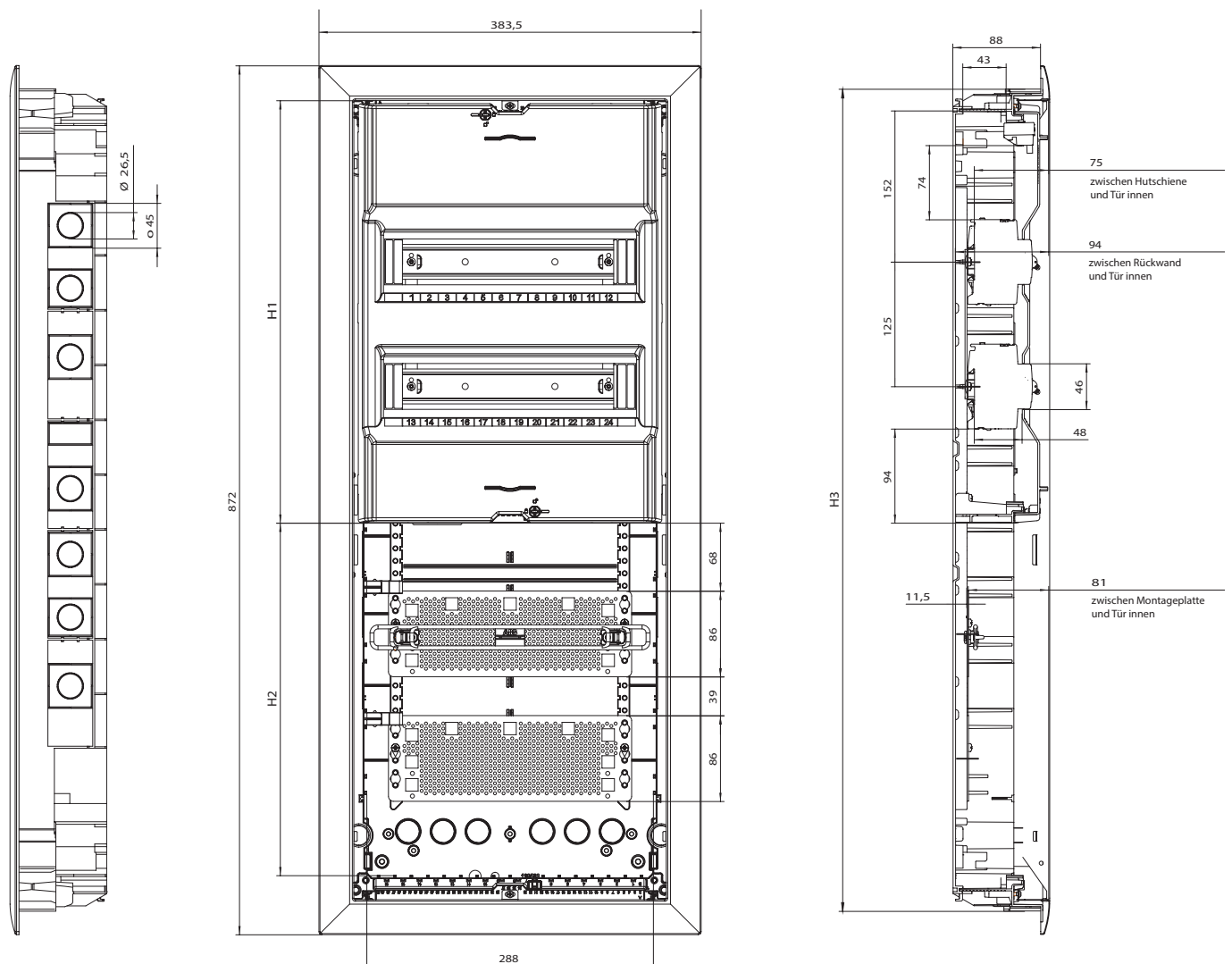
Planning, assembly and dimensions



Type	Max. power loss P_{de} according to DIN VDE 60670-24 in W	Dimensions in mm		
		H1	H2	H3
UK62..	100,0	497	427	450
UK63..	114,0	622	552	575
UK64..	133,0	747	677	700
UK65..	155,0	872	802	825
UK66..				

Combi enclosure UK600

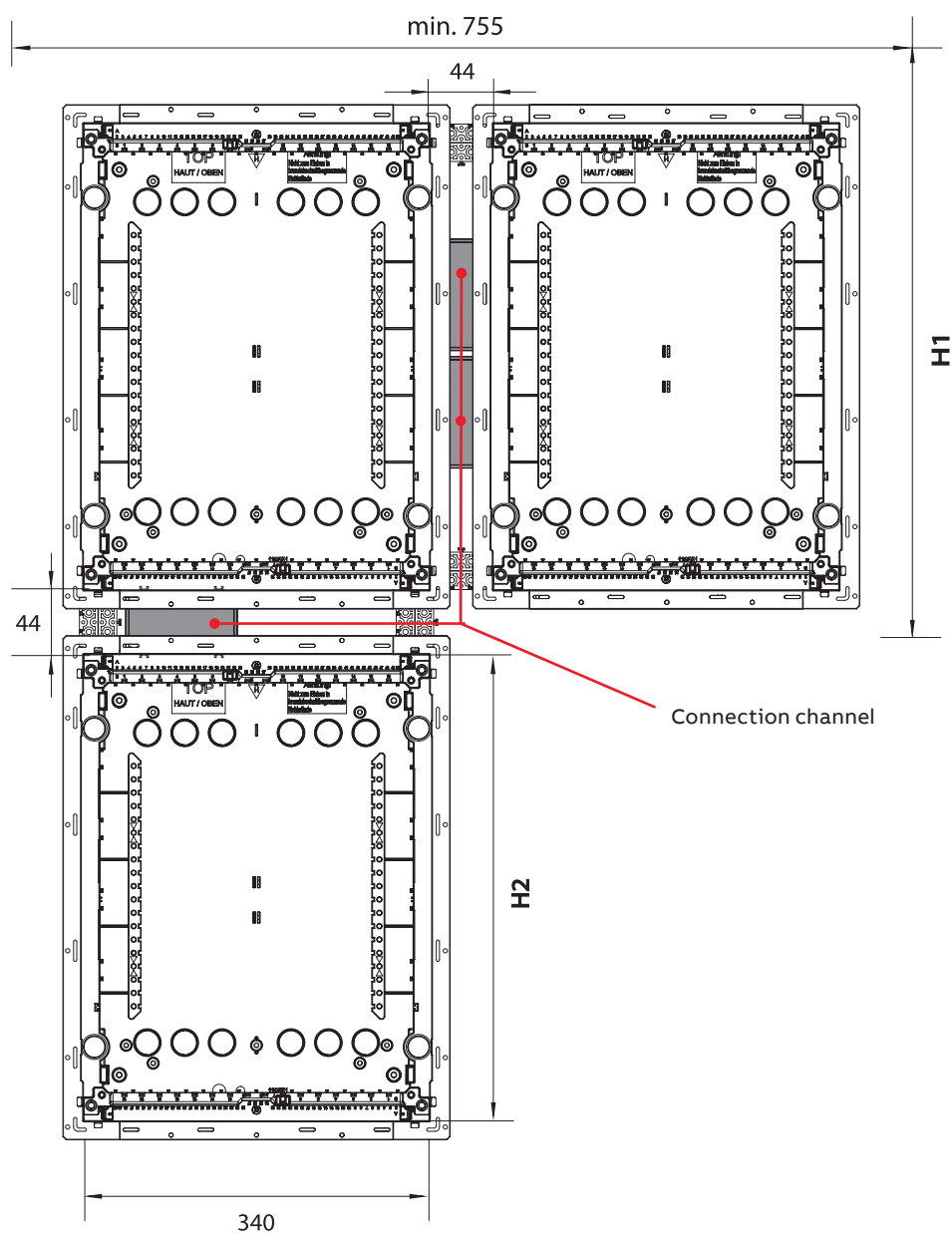
Planning, assembly and dimensions



Type	Max. power loss P_{de} according to DIN VDE 60670-24 in W	Dimensions in mm	
		H1	H2
UK662CV	78,0	424	353
UK663CV	73,0	549	228
UK662CW	75,0	424	353
UK663CW	71,0	549	228

Installation dimensions UK600

Planning, assembly and dimensions

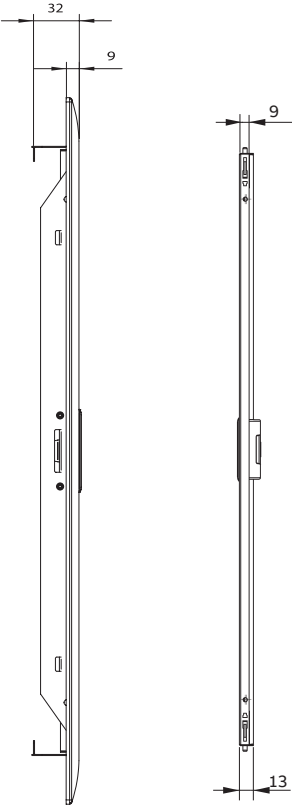
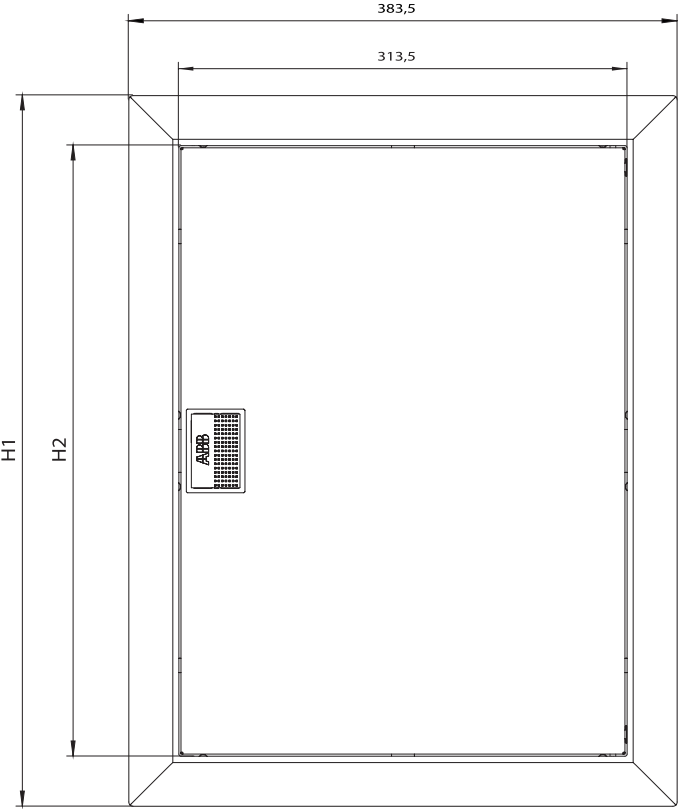


Type	Net measures in mm	Wall cut-out dimensions in mm
	H1	H2
UK61...	355	328
UK62...	480	453
UK63...	605	578
UK64...	730	703
UK65...	855	828
UK66...		



Trim frames and doors AK600/UK600

Planning, assembly and dimensions



UK600

AK600

Doors with trim frame

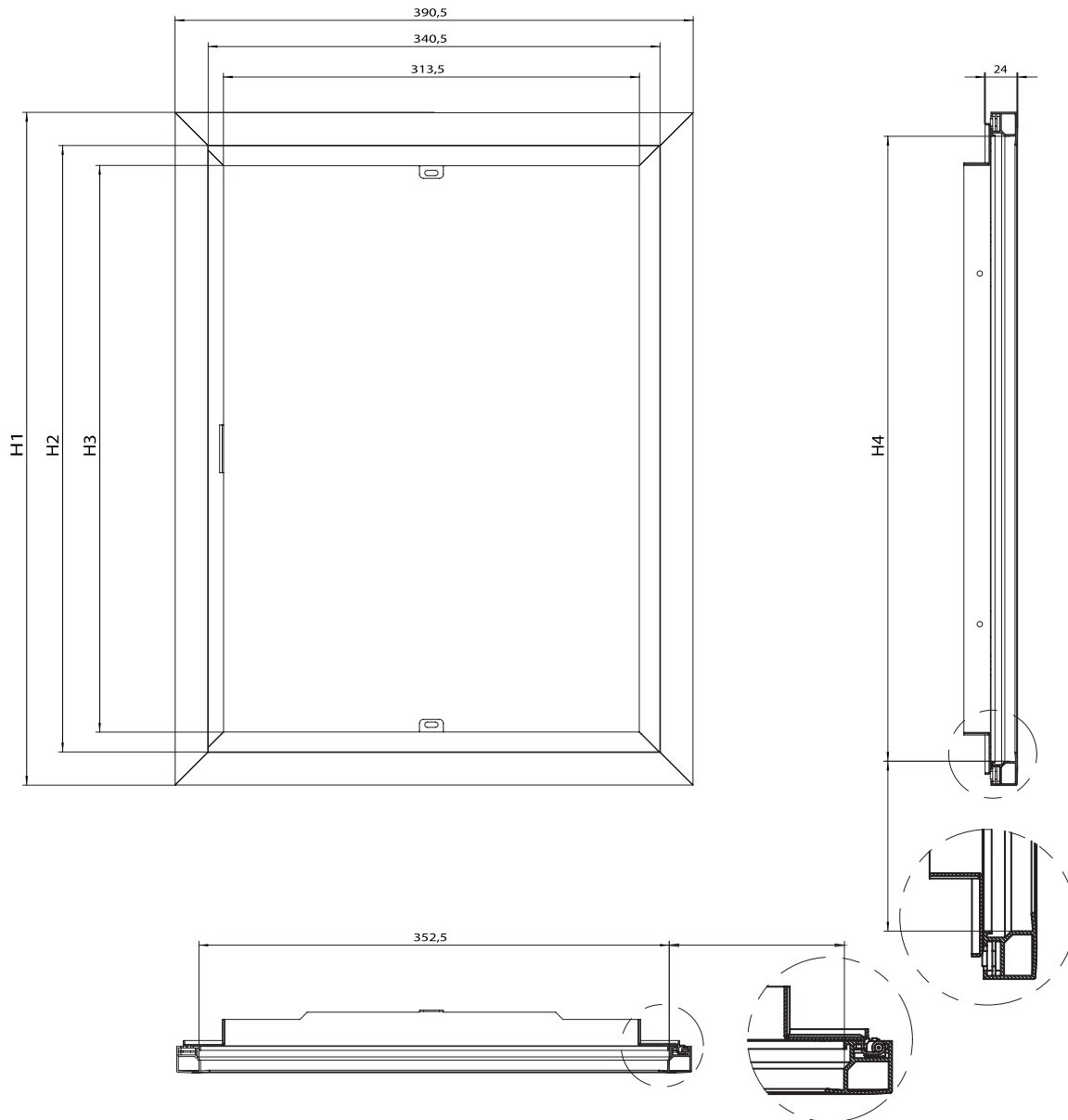
Type	Dimensions in mm	
	H1	H2
BL610	302	372
BL620	497	427
BL630	622	552
BL640	747	677
BL650	872	802

Doors

Type	Dimensions in mm
	H2
AZT610	372
AZT620	427
AZT630	552
AZT640	677
AZT650	802

Design frames for UK600

Planning, assembly and dimensions

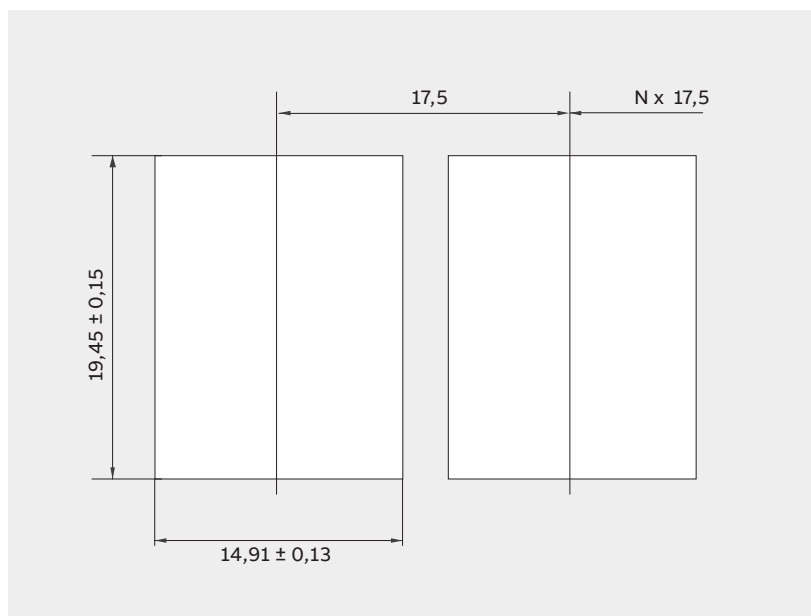


Type	Dimensions in mm				Technical Specifications LED panel				
	H1	H2	H3	H4	Typ	U	I	P	Color temperature
BL520D	507	457	427	469	UZD624	12V DC	1,7 A	9,60 W	4200 K
BL630D	632	582	552	594	UZD634	12V DC	1,7 A	13,20 W	4200 K
BL640D	757	707	677	719	UZD644	12V DC	1,7 A	15,60 W	4200 K
BL650D	882	832	802	844	UZD654	12V DC	1,7 A	19,60 W	4200 K

Consumer units AK600/UK600

Dimensions of cut-outs for Keystone and E-Dat modules

Dimensions of cut-outs for Keystone modules



Dimensions of cut-outs for E-Dat modules

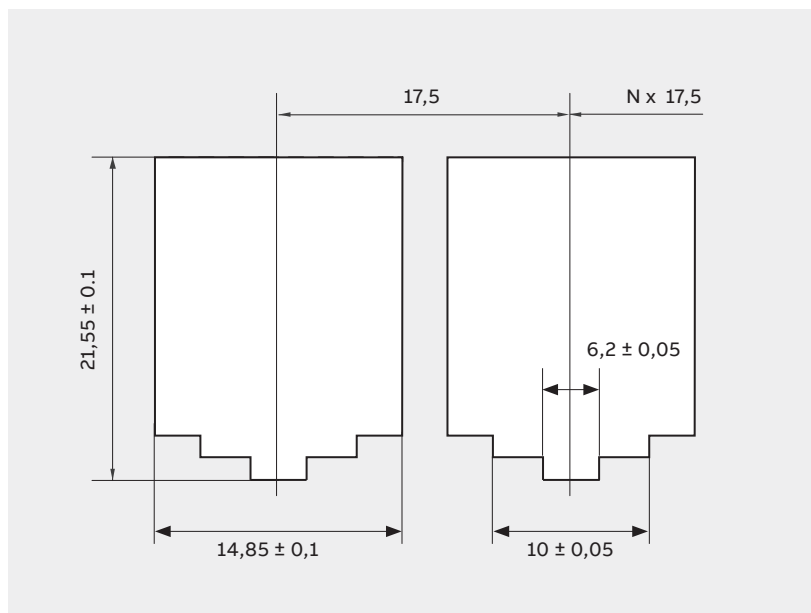




ABB Group

Electrification Business Area

Smart Buildings Division

abb.com/lowvoltage

